

INTERNATIONAL JOURNAL OF ANATOLIA AGRICULTURAL
ENGINEERING SCIENCES
-IJAAES-



**ULUSLARARASI
ANADOLU ZİRAAT MÜHENDİSLİĞİ BİLİMLERİ DERGİSİ
-UAZİMDER-**

Uluslararası Hakemli Dergi
International Peer Reviewed Journal

INTERNATIONAL JOURNAL OF ANATOLIA AGRICULTURAL
ENGINEERING SCIENCES

-IJAAES-

e-ISSN : 2667-7571

Yıl / Year : 2019

Cilt / Volume : 1

Sayı/ Issue : 1



ULUSLARARASI
ANADOLU ZİRAAT MÜHENDİSLİĞİ BİLİMLERİ DERGİSİ
-UAZİMDER-

Uluslararası Hakemli Dergi
International Peer Reviewed Journal

Baş Editör

Prof.Dr.Turan KARADENİZ

Editör Yardımcıları

Dr.Öğr.Üyesi Mehmet Akif ÖZCAN

Dr.Öğr. Üyesi Tuba BAK

Öğr.Gör. Levent KIRCA

Öğr.Gör. Muharrem ARSLAN

Arş.Gör. Emrah GÜLER

Arş.Gör. Fatih TEKİN

Editör Kurulu

Prof.Dr. Bekir Erol AK

Prof.Dr. İbrahim BAKTIR

Prof.Dr. Hüseyin ÇELİK

Prof.Dr. Cafer GENÇOĞLAN

Prof.Dr. Ahmet KAZANKAYA

Prof.Dr. Ali KAYGISIZ

Prof.Dr. Fatih KILLI

Prof.Dr.Mustafa MİDİLLİ

Prof.Dr.Ferhad MURADOĞLU

Prof.Dr. Koray ÖZRENK

Prof.Dr. Fatih ŞEN

Prof.Dr. Faik Ekmel TEKİNTAŞ

Prof.Dr. Halil Güner SEFEROĞLU

Prof.Dr. Aydın UZUN

Doç.Dr. Zeynel DALKILIÇ

Doç.Dr.Handan ESER

Doç.Dr. Beyhan KİBAR

Doç.Dr. Gülsüm YALDIZ

Dr.Öğr. Üyesi İhsan CANAN

Dr. Öğr. Üyesi Serdar GÖZÜTOK

Dr.Öğr. Üyesi Nezih OKUR

Dr. Öğr. Üyesi Hatice İKTEN

Dr.Öğr. Üyesi Hayri SAĞLAM

Dr. Gülay BEŞİRLİ

Dr. Yılmaz BOZ

Dr. Filiz PEZİKOĞLU

Uluslararası Editör Kurulu

Prof.Dr. Prof. Maria Luisa BADENES

Prof.Dr. Valerio CRISTOFORİ

Prof.Dr. Louise FERGUSON

Prof.Dr.Boris KRŠKA

Prof.Dr. Shawn MEHLENBACHER

Prof. Dr. Kourosh VAHDATI

Doç.Dr. Patrik BURG

Doç.Dr. Sergei KARA

Doç.Dr. Radócz LÁSZLÓ

Dr. Merce ROVIRA

Danışma Kurulu

Prof.Dr. Mehmet Atilla AŞKIN

Prof.Dr. Seyit Mehmet ŞEN

Prof.Dr. Naci TÜZEMEN

İÇİNDEKİLER/CONTENTS

ARAŞTIRMA MAKALESİ/RESEARCH ARTICLE	Sayfa No/ Page Number
Elma Yetiştiriciliğinde Meyve Kalitesi Üzerine Polinasyonun Etkisi The Effect Of Pollination On Fruit Quality In Apple Turan Karadeniz, P. Nazlı Canverdi	1-6
Conservation Of Plant Genetic Resources For Rare And Endangered Species In Turkey Noreen Aslam, CistemNildem Dogan, Ferdi Ağıl, Huri Melek Yaman, Nusret Zencirci	7-13
Productivity Of European Grapes Clones In The Conditions Of Atu Gagauzia Serghei Kara	14-19
Diastereoselective Synthesis of 3,4-Dibenzoil-3,4-Dihydro-1H-Spiro [Benzo[cd]Indol-5,3'-Indoline]-2,2'(2aH)-Diones Natalia Sucman, Vsevolod Pogrebnoi, Veceslav Boldescu, Fliur Macaev	20-23
DERLEME/REVIEW	
Litter Materials in Poultry Industry Nezih Okur, Sabri Arda Eratalar	24-29

Elma Yetiştiriciliğinde Meyve Kalitesi Üzerine Polinasyonun Etkisi

Turan Karadeniz^{1*}, P. Nazlı Canverdi²

¹Prof. Dr., Bolu Abant İzzet Baysal Üniversitesi
Ziraat ve Doğa Bilimleri Fakültesi Bahçe Bitkileri Bölümü, Bolu, Türkiye
² Ziraat Yüksek Mühendisi, Arıcılık Araştırma Enstitüsü, Ordu, Türkiye

*Sorumlu yazar: turankaradeniz@hotmail.com

Özet

Çalışma Ordu ekolojik koşullarında yürütülmüştür. Bölgede fındık iç kurdu ile mücadele dönemi elmaların çiçeklenme dönemine rastlamakta ve bal arıları kimyasal ilaçtan zarar görmemesi amacıyla bölge dışına çıkartılmaktadır. Daha önceden yapılan gözlem ve değerlendirmelerde yetersiz tozlanmaya bağlı olarak elma meyvelerinde önemli düzeyde şekil bozukluğu görülmüştür. Bu amaçla, 2013 yılı hasat döneminde Sınap elma çeşidinden ekonomik verim çağında ve tahminen 25 yaşında bir ağaç seçilmiş ve ağaç üzerindeki meyvelerin tamamı hasat edilmiştir. Hasat edilen meyvelerin toplam miktarı 82,5 kg olarak belirlenmiştir. Bu miktarın % 6'sı (5kg) ekstra, % 24'ü (20 kg) 1. sınıf ve % 70'i (57.5kg) 2. sınıf (bozuk şekilli, küçük ve çürük...) olarak tespit edilmiştir. Ortalama meyve ağırlığı Ekstra sınıf olan elmalarda 101.36 g, 1. Sınıf elmalarda 91.86 ve 2. Sınıf elmalarda ise 46.38 g olarak bulunmuştur. 2.Sınıf elmalarda genel olarak çekirdek oluşumu gözlenmemiş ya da yeterli düzeyde çekirdek gelişmemiş, bu sınıf elmalarda şeklin bozuk olduğu, meyvelerin yeterince gelişmediği, pazar değerinin olmadığı belirlenmiştir.

Anahtar Kelimeler: Elma, Sınap elması, polinasyon, meyve kalitesi, yetersiz tozlanma

The Effect Of Pollination On Fruit Quality In Apple

Abstract

The study conducted in Ordu. The nut weevil (*Curculio nucum* L) with the fighting in the region of the inner nut and honey bees period coincided apples blooming period in order to avoid damaging chemicals outside the region. Observations and assessments made previously disqualified dusting apple fruits as related disorder was a significant level of shape. During the 2013 harvest year, and an estimated age of 25 years Sınap cv apples picked from a tree and a tree full of fruit harvested on the agents. Total Amount of harvested fruit were determined as 82.5 kg, 6% of this amount (5kg) extra, 24 % (20 kg) class 1 and 70 % (57.5 kg) 2nd class (shape, small size, rotten) as detection agents. The average fruit weight maintenance 101.36 g of apples with extra class, 1st class and 2nd grade apples apples 91.86 g is found to be 46.38 g. In general, there was the formation of core enough apples or 2nd year core rudimentary level, this class is garbled shape apples, fruits enough not growth, there is no market value is determined.

Keywords: apple, Sınap apple, polinasyon, fruit quality, poor pollination

1.Giriş

Dünya'da çok geniş yayılma alanı gösteren elmanın yetiştiriciliği Güney ve Kuzey yarımkürenin 40° ve 50° kuzey enlemlerinde, Avrupa ve Kuzey Amerika'da 30°ve 40° kuzey enlemlerinde, Asya'da 20° ve 40° güney enlemlerinde olmak üzere güney yarımkürede yoğunluk kazanmıştır (Eren ve ark. 2009). Elma (*Malus communis* L.) *Rosales* takımı, *Rosaceae* familyası, *Pomoidea* alt familyası ve *Malus*

cinsine girer (Janick and Moore, 1975). Ilıman iklim meyve türleri içerisinde elma en fazla üretilen ve tüketilen türdür. Besin değeri son derece yüksektir. Elma fosfor, kalsiyum, potasyum, sodyum, magnezyum, silisyum gibi bir çok mineral maddeler ile organik asitler, meyve asitleri ve doğal aroma maddeleri içerir. A, B1, B2, C ve E vitaminleri bakımından oldukça zengindir. İnsan sağlığı için çok faydalı olan elmanın beslenme rejimlerinde kullanılan bir meyve olması, yağ içermemesi, günümüzün

sağlıklı beslenme eğilimleri doğrultusunda ürüne vazgeçilmez meyve özellikleri yüklemiştir (Anonim, 2007).

Dünyada 6000'den fazla önemli elma çeşidi olduğu bildirilmektedir, fakat bunların çok azı ticari olarak öneme sahiptir (O'Rourke, 2003). Ticari elma üretimi daha çok üretiminde ve pazarlamasında güçlü avantaja sahip bölge ve ülkelerde yoğunlaşmıştır. Ayrıca sıcağa toleranslı ve uzun vejetasyon gösteren çeşitlerin (Örn; Granny Smith, Pink Lady) geliştirilmesiyle yetiştiricilik daha sıcak bölgelere de yayılmıştır. Son yıllarda Kuzey Amerika, Güney Afrika, Yeni Zelanda ve Avustralya'da ileri düzeyde elma yetiştiriciliği yapılan alanlar oluşmaktadır. Böylelikle dünyanın çok farklı coğrafik, ekolojik kültürel ve sosyo ekonomik koşullarında elma yetiştiriciliği yapıla gelmektedir (Yıldırım, 2006). Dünyada elma üretim miktarı 83.139.326ton olup, Çin 41.391.500 ton ile ilk sırada yer almaktadır. Türkiye ise 3.032.164 ton üretim ile 3. sırayı almaktadır (Anonim, 2018a) (Çizelge 1).

Ülkemiz bağ bahçe tarımı açısından son derece elverişli iklim özelliklerine sahip olup, tarımsal alanlarının % 12'sinde meyvecilik yapılmaktadır. Meyve ekolojik şartların uygun olması nedeniyle yurdumuzun hemen hemen her yerinde yetiştirilebilmekle birlikte son yıllarda belirli bölgelerde yoğunlaşmış durumdadır (Eren ve ark., 2009).Türkiye'de meyve üretiminin % 23.9'unu yumuşak çekirdekli meyve türleri almaktadır. Yumuşak çekirdekli meyve türleri içerisinde ise ağaç sayısının % 70'ini ve meyve üretiminin % 83,7'sini elma oluşturmaktadır (Yaşasın ve ark., 2006). 2018 TÜİK verilerine göre, ülkemizdeki yumuşak çekirdekli meyvelerin üretim miktarı 3.728.742 ton olup, bunun 3.032.164 tonu elmadan elde edilmektedir. Ülkemizdeki meyve veren elma ağaç sayısı ise 55.771.000 adettir (Anonim, 2018). Ülkemiz elma üretiminde ilk beş sırada yer alan iller ve üretim miktarları Çizelge 2.'de gösterilmiştir.

Çizelge 2. Yıllara Göre Ülkelerin Elma Üretimi (FAO, 2018a).

Table 2. Apple Product of Countries to Years (FAO, 2018a).

Ülkeler	Üretim (2010)	Ülkeler	Üretim (2012)	Ülkeler	Üretim (2017)
Çin	33.263.000	Çin	37.000.000	Çin	41.391.500
ABD	4.214.599	ABD	4.110.046	ABD	5.173.670
Türkiye	2.600.000	Türkiye	2.889.000	Türkiye	3.032.164
İtalya	2.204.972	Polonya	2.877.336	Polonya	2.441.393
Polonya	1.877.906	Hindistan	2.203.400	Hindistan	2.265.000
Dünya Toplam Elma Üretimi (Ton)					83.139.326

Çizelge 1. Türkiye Elma Üretiminde İlk Beş Sırada Yer Alan İller ve Üretim Miktarları (TUİK, 2018b).

Table 1. Top Five Provinces of Apple Production in Turkey

İller	Üretim miktarı (ton)
Karaman	398.085
Isparta	382.995
Niğde	376.906
Antalya	281.019
Denizli	196.329
.....	
Ordu	6.532

Ekolojik özellikler bakımından büyük farklılıklar gösteren ülkemizde her bir farklı ekolojiye uygun ve mahalli olarak yetiştirilen 500'ün üzerinde elma çeşidi bulunmaktadır. Türkiye, elma türlerinin gen merkezi durumunda olup, bu türlere ait kültür formlarının çoğu burada meydana gelmiştir (Güleryüz, 1977; Özbek, 1977).

Bitki türlerinde tozlaşma ve dölleme oluşumunda bazı farklılıklar gözlenir. Aynı çiçekteki çiçek tozları dişi tepesine temas ederek veya aynı bitkideki başka çiçeklerden rüzgar ya da böcekler vasıtası ile çiçek tozu transfer edilerek, tozlaşma sağlanmaktadır. Böyle bitkilere "kendine tozlar" veya "kendini döller" bitkiler denmektedir. Birçok bitki türünde ise meyve ve tohum bağlamanın gerektiği gibi olabilmesi için bu bitkinin çiçeğindeki dişi tepesine çiçek tozlarının aynı türe ait bir başka bitkinin çiçeğinden gelmesi gerekmektedir. Bu bitkilerdeki tozlaşmaya da "yabancı tozlaşma" (krospolinyasyon) adı verilmektedir. Elma, armut, erik, kiraz ve badem gibi meyveler genel olarak kendine kısır durumda iken şeftali, nektarin, kaysı ve vişne kendine döller çeşitlerden oluşmaktadır (Free, 1992, 1993; McGregor, 1976).

Elma çiçekleri de diğer birçok bitkiler gibi meyve teşekkülü için tozlaşmaya gereksinim gösterirler (Özbek, 1977). Elma çiçekleri genel olarak kendine verimli değildir. Çiçektozları normal yapıda ve çimlenme yeteneğinde, yumurta hücresi de normal yapıda olmasına rağmen, kendiyile uyuşmazlık göstermelerinden dolayı meyve tutumu az olmaktadır. Elma çeşitlerinin bir kısmı kromozom yapısı bakımından diploittir. Böyle çeşitler genellikle düzgün şekilli, homojen irilikte ve yüksek oranda çimlenen çiçek tozu oluşturur. Bu nedenle, elma bahçelerinde tozlayıcı (pollinizer) olarak diploit ($2n=34$) elmalar kullanılır. Elma çeşitlerinin bir kısmında 51 kromozoma sahiptir. Böyle çeşitlere triploid denir. Triploid çeşitlerin tamamı kendine kısırır. Elma çeşitlerinde tozlaşma böcekler, bunun da % 90'ı arılarla sağlanır. Arı çiçek zamanında çok önemli olup açık, sakın ve güneşli havada çok iyi çalışır. Sıcaklığın 14 °C'nin altında olduğu havalarda arı hemen hemen hiç çalışmaz. 29 °C'nin üzerinde ise çalışma yavaşlar (Anonim, 2009). Tozlamayı sağlamak üzere elma bahçeleri için 1 hektara 4 kovan arı konmalıdır.

Tozlaşma sonucu döllenmiş elma çiçeklerinde meyve teşekkül etmekte ve meyveler içerisinde de çekirdekler oluşmaktadır. Çekirdekler de çevredeki doku yapısını kamçılayan auxin meydana getirmektedir. Meyve oluşumu için yumurtalık içerisindeki her yumurtanın döllenmesi gerekli olmamakla beraber çekirdeklerin iri ve çok sayıda olması meyve gelişmesine olumlu etki yapmaktadır. İyi bir meyve oluşumu için bir meyvede 6-7 çekirdeğin bulunması gerektiği belirtilmektedir (Özbek, 1977; Özbek, 1978).

İyi döllenmiş bir elmada 10 taneye kadar çekirdek bulunur. Tohumun gelişmesi, elmanın yenen kısmının gelişmesini de etkiler. Örneğin 3 tohumlu bir elmada 3'ü de aynı yüzeyde ise o yüzey hızlı, öteki yüzey yavaş gelişir (Anonim, 2009). İyi bir tozlanma ve döllenme olmadığı takdirde meyveler gelişmelerini tamamlayamayarak dökülür. Döllenmenin noksan olduğu durumlarda, birkaç tohum taslağının teşekkülü sonucu meyveler ağaç üzerinde kalsalar bile bunlarda da meyve şekli bozulmakta ve sofralık değeri düşmektedir.

1.1. Elmanın Sınıf Özellikleri

1.1.1. Ekstra

Bu sınıfa üstün kalitedeki elmalar girer. Bunlar şekil, irilik ve renk bakımından, yetiştikleri bölgeye göre, çeşidin özelliklerini taşımaları, meyve

sapı zedelenmemiş olmalıdır. Nitelik bakımından meyvenin genel görünüşünü ve ambalaj içindeki durumunu etkilemeyecek çok hafif yüzeysel kabuk özürleri bulunabilir. Ürünün dış görünüşünde ambalaj içinde sunumunu ve kalitesini etkilemeyecek çok hafif yüzeysel kusurlar dışında kusur bulunmamalıdır. Çeşidi garanti edilmemiş elmalar ve tanımlanmamış karışımlar bu sınıfa girmez.

1.1.2. Sınıf I

Bu sınıfa iyi kalitedeki elmalar girer. Bunlar, yetiştikleri bölgeye göre, çeşidin tipik özelliklerini göstermeli ve meyve eti sağlam olmalıdır. Şekil, renk ve gelişme bakımlarından hafif özürler kabul edilebilir, sap hafifçe zedelenmiş olabilir.

Kabukta, nitelik bakımından meyvenin genel görünüşünü, kalitesini, depolanmasını ve ambalaj içinde sunumunu etkilemeyecek derecede hafif kusurlar, aşağıdaki sınırları aşmamak ve her meyvede bunlardan yalnız bir tanesi bulunmak koşulu ile kabul edilir. Bunlar hafif şekil kusurları, hafif gelişme kusurları, hafif renk kusurlarıdır. Sınırları geçmemek üzere hafif kabuk kusurları, uzunluğu 2 cm'yi geçmeyen kusurlar, bulunduğu takdirde diğer özürler alanının toplamı 1 cm²'yi, kara leke alanı ise 0,25 cm²'yi geçmemeli, hafif çürüme alanı 1 cm²'yi geçmemeli ve renk değişimi olmamalıdır. Meyve sapı bulunmayabilir, sap kırığı varsa temiz olmalı, kabuk ile bitişik olduğu kısımda hasar bulunmamalıdır.

1.1.3. Sınıf II

Bu sınıfa, daha üst sınıflara giremeyen, fakat genel özellikleri karşılayan elmalar girer. Bunlarda şekil, gelişme ve renk bakımlarından meyvenin özelliklerini ve depolanmasını etkilemeyecek özürler bulunabilir. Meyve kabuğu zedelenmemiş olmak koşulu ile sap kopmuş olabilir. Meyve etinde belirgin özürler bulunmamalıdır. Her meyvede aşağıdaki sınırları aşmamak koşulu ile kabuk özürleri bulunabilir. Bunlar şekil kusurları, gelişme kusurları, renk kusurlarıdır. Sınırları geçmemek üzere hafif kabuk kusurları, uzunluğuna boyu 4 cm'yi geçmeyen özürler, bulunduğu takdirde, diğer özürlerin toplam alanı 2,5 cm²'yi, kara leke alanı ise 1 cm²'yi geçmemelidir. Hafif çürüme alanı 1,5 cm²'yi geçmemeli ve hafif renk değişimi olabilir. Ürünün dış görünüşünde ambalaj içinde sunumunu ve kalitesini etkilemeyecek kusurlar kabul edilir.

2. Materyal Ve Yöntem

Çalışma Sınap elması üzerinde yürütülmüştür. Sınap elması, et rengi beyazımsı-sarı, kabuk rengi sarı-beyaz üzerine kırmızı yanaklıdır. Sulu bir elma çeşidi olup mayhoş bir tadı vardır. Sınap elması Eylül sonu Ekim ortasında hasat edilir. Dayanıklı bir elma çeşididir. Raf ömrü uzundur.

Çalışma Ordu ili Öceli mahallesinde (Ordu Merkez'in güney-batısında ve Merkeze 3 km uzaklıktadır) yürütülmüş ve çalışma yerinin koordinatları Enlem: 40,958°, Boylam: 37,865°, Rakım: 175 m olarak belirlenmiştir.

Ordu ilinde iklim kışlar serin, yazlar ılık geçer. Yılın hemen hemen bütün aylarında yağış vardır. Kıyıya paralel uzanan dağlarla sahil arasında geçiş iklimi görülür. Burada kıştan bahara bilhassa yaza geçiş yavaş olur. Sonbahar ılık olup, kış ortasına kadar sürer. Kar yağışı kıyılarda çok azdır ve kısa sürer. Buna karşın iç kesimlerde kar yağışı hem yoğundur, hem de kış mevsimi uzun sürer. 52 yıllık ortalama verilere göre yıllık sıcaklık ortalaması 14°C olup, en düşük sıcaklık -7°C, en yüksek sıcaklık ise 37°C'dir. En soğuk ay 6,6 °C ile Şubat, en sıcak ay 23,1 °C ile Ağustos ayıdır. Yıllık toplam yağış miktarı metre kareye 927 kg olup, ortalama nem oranı %72'dir. Yılın ortalama 121 günü kapalı, 186 günü bulutlu olup çok az kısmı açık geçmektedir (Anonim, 2013).

Çalışmada, verim çağında olan tahmini 25 yaşında (Şekil 1) bir Sınap elma ağacı seçilmiş ve hasat döneminde meyveleri derilerek Ekstra, 1. sınıf ve 2. sınıf olarak gruplandırılmıştır. Meyve örnekleri hassas terazide tartılarak, ortalama meyve ağırlığı belirlenmiştir.

4. Tartışma Ve Sonuç

2013 yılında Ordu ili Öceli Mahallesinde yürütülen bu çalışmada sağlıklı, tam verim çağında bir Sınap elma ağacından hasat edilen meyveler kalite sınıflarına ayrılarak, her sınıfın meyve miktarı ve niteliği belirlenmeye çalışılmıştır. Meyvelerin % 70'i şekil bozukluğu ve küçük oluşundan dolayı 2. sınıf grupta değerlendirilmiştir. Elmadaki şekil bozukluğu ve küçük meyve oluşunun birçok sebebi olabilir. Bunlar arasında kusurlu dölllenme, çok fazla meyve tutumu, meyvenin beslenme yetersizliği, kültürel uygulamalardaki eksiklikler, hastalık ve zararlılar gibi birçok sebep sayılabilir. Ancak, literatürlerden de anlaşılacağı üzere, şekil bozukluğu ve küçük meyve oluşu gibi meyve



Şekil 1. Sınap Elma Ağacı ve Meyveleri.
Figure 1. Sınap Apple Tree and Fruits

3. Bulgular

Ordu ekolojik koşullarında yürütülen çalışmada Sınap elması ağacından alınan toplam meyve miktarı: 82.5 kg'dır. Bunun % 6'ı Ekstra, % 24'ü 1. sınıf ve % 70'i 2. sınıf olarak belirlenmiştir.

Ağırlık bakımından ortalama meyve ağırlığı Ekstra sınıf olan elmalarda 101.36 g 1. sınıf elmalarda 91.86 g ve 2. sınıf elmalarda ise 46.38g olarak tespit edilmiştir (Çizelge3, Şekil 2).

Çizelge 3. Hasat edilen meyvelerin kalite sınıflarına göre ortalama ağırlıkları.


Table 3. Average Weight Class By The Quality of The Harvested Fruits.

Meyve Kalite Sınıfları	1 Adet Ortalama Meyve Ağırlığı (gr)
Ekstra	101.36
1.Sınıf	91.86
2. Sınıf	46.38

kalitesindeki noksanlıklar genel olarak tozlanma ve dölllenme noksanlığından kaynaklanmaktadır (Özbek 1992; Delaplane and Mayer, 2000; Morse and Calderone, 2000; Free 1993; Free and Williams, 1976). Bu gruptaki elmaların pazar değeri 2018 yılı fiyatlarına göre 20 krş olduğu göz önüne alındığında, elma üretimimizin önemli bir kısmı maalesef girdi maliyetlerini dahi karşılayamamaktadır. Ordu ili elma üretiminin 6.532 ton olduğu (Anonim, 2018b), bunun % 70'nin ikinci sınıf elma olması durumunda 4.572 tonunun piyasada 20 krş değerinde alıcı bulacağı varsayılmaktadır. Yine, Türkiye genelinde elma üretiminin 3.032.164 ton (Anonim, 2018a) olduğu ve tozlanmaya bağlı olarak şekli bozuk ve küçük meyve oranının % 70'ler civarında olması durumunda, pazarlanabilir Ekstra ve 1.sınıf elma

miktarımızın 909.649.2 ton dolayında olacağı, geriye kalan 2.122.515 ton elmanın aslında meyve suyuna işlenmesi gereken meyve olduğu ortaya çıkmaktadır. Ya da, iç piyasada tüketicilerimize 2. sınıf elma yedirmeye devam etmekteyiz. Ülkemiz elma üretiminde, elma yetiştiriciliğinin yoğun

yapıldığı yörelerde kültürel uygulamaların yerinde ve zamanında yapıldığını kabul ederek, 2. sınıf elma oranının % 70'lerin altında olacağını ümit etmekteyiz. Yine de elma ihracatımızın neden çok düşük düzeylerde kaldığı sorusunun cevabı bulunmalıdır.



Şekil 2. Sınop Elmasında Kalite Sınıflarından Örnekler.

Figure 2. Examples of Quality Class in Sınop Apple.

Yurt dışında yürütülen çalışmalarda bal arılarının elma üretiminde verimi olumlu yönde etkilediği, polinasyonda kullanılan kolini sayısının artmasına bağlı olarak elma üretiminde artışın olduğu ifade edilmektedir (Morse and Calderone, 2000). Benzer şekilde, kivi, çilek ve bir çok üzümü meyvelerde arı ziyaretinin defalarca olması çekirdek sayısında önemli artış sağlamakta, bu da meyvede şeklin düzgün olmasına, tat ve aromaların yüksek oluşmasına imkan vermektedir (Blanchet and al., 1991; Svensson, 1991).

Sonuç olarak, elma yetiştiriciliğinde bal arılarının tozlanma ve döllenme üzerine etkileri bilimsel olarak ortaya koyulmuş, ancak bunun önemi yetiştiriciler tarafından halen iyice anlaşılamamıştır. Kaldı ki bal arılarının, oransal olarak az da olsa bazı elma yetiştiricilerince bahçelerine zarar verdiği, öyle ki “değil bahçeden arı, yılan dahi geçse bahçeye zarar verir” şeklinde bir kanaatlerin olduğu bilinmektedir. Şunu rahatlıkla ifade edebiliriz ki, gerek elma gerekse böceklerle tozlanan diğer meyve bahçelerinde bal

arıları meyve tutumunu ve meyve kalitesini önemli düzeyde artırmakta, dolayısıyla pazarlanabilir meyve oranı artarken, ıskarta olarak ifade edilen ya bahçede bırakılacak ya da meyve suyu fabrikalarına 20 krş'a satılacak meyve miktarında önemli oranda azalma, diğer yandan, yüzlerce tonluk polen ve nektarlarımız değerlendirme imkanına kavuşmuş olacaktır.

Kaynaklar

- Anonim, 2007. Elma. Türk Standartları Enstitüsü Necatibey Caddesi No:112 Bakanlıklar/Ankara.
- Anonim, 2009. Milli Eğitim Bakanlığı, Mesleki Eğitim ve Öğretim Sisteminin Güçlendirilmesi Projesi. Bahçecilik Elma Yetiştiriciliği. Ankara.
- Anonim, 2013. T.C. Başbakanlık Devlet Meteoroloji İşleri Genel Müdürlüğü Araştırma Bilgi İşlem Dairesi Başbakanlığı İstatistik ve Yayın Şube Müdürlüğü Kayıtları. (Erişim Tarihi: 13.06.2013).
- Anonim, 2018a. FAO. <http://www.fao.org/faostat/en/#data/QC>

- Anonim, 2018b. TÜİK, Bitkisel Üretim İstatistikleri, Türkiye İstatistik Kurumu, <http://www.tuik.gov.tr/bitkiselapp/bitkisel.zul>.
- Blanchet, P., Ph. Douault, A. Pouvreau, 1991. Kiwi fruit (*Actinidia deliciosa* Chev.) pollination: Honeybee behaviour and its influence on the fruit. The 6th International Symposium on Pollination, Tilburg, The Netherlands, August 1990. *Acta Horticulturae* 288:376-381.
- Delaplane, K. S., D.F. Mayer, 2000. Crop Pollination by Bees, *CABI Publishing, University Press, Cambridge*, 344pp.
- Eren, Ş., Kiraz, R., Tosun, F., Doğru H., 2009. Karaman İli Elma Üretimi, Yapılan Çalışmalar, Sorunlar ve Çözüm Önerileri. <http://www.karamantarim.gov.tr/elma>.
- Free, J. B., 1992. Insect Pollination of Crops. Academic Press. Harcourt Brace.
- Free, J. B., I.H. Williams, 1976. Pollination as a factor limiting the yield of field beans (*Vicia faba* L.) *Journal of Agriculture Science (Cambridge)* 87:395-399.
- Free, J.B., 1993. Insect Pollination of Crops. 2. Edition, *Academic Press, London*, 684pp.
- Güleryüz, M., 1977. Erzincan'da Yetiştirilen Bazı Önemli Elma ve Armut Çeşitlerinin Pomolojileri ve Döllenme Biyolojileri. Atatürk Üniversitesi Ziraat Fakültesi, Yayın No:229, Erzurum.
- Janick, J., J.N. Moore, 1975, 1975. Advances In Fruit Breeding, Purdue University Press, W. Lafayette, Indiana, USA.
- McGregor, S. E., 1976. Insect Pollination of Cultivated Crop Plants. Agriculture Handbook 496. *Washington Dc., U. S. Depart. Of Agric.*, 411pp.
- Morse, R. A., N.W. Calderone, 2000. The value of honeybees as pollinators of U. S. crops in 2000, Cornell University, Ithaca, New York.
- O'Rourke, D., 2003. World Production, Trade, Consumption and Economic Outlook for Apples. (In Apples Books). *CABI Publishing, Cambridge*, p: 15-29.
- Özbek, H., 1992. Balarısı (*Apis mellifera* L.)'nın Bitkilerin Tozlaşmasında Kullanılması. Doğu Anadolu Bölgesi I. Arıcılık Semineri (3-4 Haziran 1992). Sayfa 30-47. Erzurum.
- Özbek, S., 1977. Genel Meyvecilik. Ç.Ü. Ziraat Fakültesi Yayınları, No: 2, s: 386. Adana.
- Özbek, S., 1978. Özel Meyvecilik. ÇÜ, Zir. Fak. Yay. No: 128, Ankara Üniv. Basımevi, 485s.
- Svensson, B., 1991. The importance of honeybee-pollination for the quality and quantity of strawberries in central Sweden. The 6th International Symposium on Pollination, Tilburg, The Netherlands, August 1990. *Acta Horticulturae* 288:260-264.
- Yaşasın, A.S., M. Burak, M.E. Akçay, Y. Türkeli, M. Büyükyılmaz, 2006, Yerli ve Yabancı Elma Çeşitlerinin Seçimi- V, Atatürk Bah. Kült. Merk. Araş. Enst., Bil. Araş. ve Incl. Yay. No: 223, Yalova.
- Yıldırım, A. F. 2006. Sık Dikim Elma Yetiştiriciliğinin Başlıca Unsurları. Batı Akdeniz Tarımsal Araştırma Enstitüsü Derim Dergisi, 28-40pp.
- Yıldırım, A. F. 2006. Sık Dikim Elma Yetiştiriciliğinin Başlıca Unsurları. Batı Akdeniz Tarımsal Araştırma Enstitüsü Derim Dergisi, 28-40pp.

Conservation Of Plant Genetic Resources For Rare And Endangered Species In Turkey

Noreen Aslam¹, Cisem Nildem Dogan¹, Ferdi Ağıl¹, Huri Melek Yaman¹, Nusret Zencirci¹ *

¹Department of Biology, Faculty of Science, Bolu Abant İzzet Baysal University, 14030, Bolu, Turkey

*Corresponding author: *nzencirci@yahoo.com

Abstract

Plants in the world are used as food supply for human and animals. Many plants are utilized as pharmaceutical and industrial purposes, too. Human activities and natural phenomenon can cause some of the plants near to extinct. Therefore, the extincted species, which are consumed by human will be lesser than today and people can face with starvation in the future. Thus, the conservation of plant genetic resources is being carried out today. In this review we have focused on the rare and endangered plant species and their conservation by ex-situ and in-situ methods highlighting the plants' varieties from Turkey.

Key Words: Endangered, rare, species, genetic resources, conservation

Introduction

Plants regulate the life on earth by all means. Endangered plants mean that the plant population is facing with the higher risk of extinction. Habitat change, high rate of death, low birth rate can cause the plants extinction (Gundu and Adia, 2014). On the other hand, rare species grow in small places and they spread in limited area (Işık, 2011). Because of both rare and endangered species are faced with extinction, there are some methods to save their genetic materials. Besides saving these plants, conserving the other plant resources are important, too.

One in five of the world's plant species is threatened with extinction according to the 2010 first global analysis of extinction risk. Tilman et al. predicted a massive ecological change to terrestrial plants within the next 50–100 y, accompanied by an increase in the number of global plant species facing extinction (Tilman and Lehman, 2001). Global warming is one of the threats to endangered plant species which is caused by the consumption of fossil fuel, industrialization, energy production and

urbanization. Other factors like landsliding, over-grazing, uncontrolled fire and soil erosion are also destroying plant genetic resources. Further, as a result of human activities, it is estimated that 20% of the global biological diversity will be lost by 2020 due to the continuous and wrong use of natural resources. Turkey which is rich in biological diversity, also facing loss due to various negative factors. Because of that, sustainable protection of plant varieties is the need of time (Karagöz, et. al., 2010).

This review highlights how genetic resources are conserved, and giving information about endangered and rare species. Also, encompasses endangered species, and conservation strategies of plants in Turkey.

According to the IUCN Red List (2018) there are more than 26,000 species are threatened with extinction. Among them plants include just 25452, and 4537 are in endangered category such as *Newmania orthostachys*, *Dialium excelsum*, *Ochrosia borbonica* etc. In Turkey, there are 37 endangered plants found in 2018. These 37 plants are written on the Table 1.

Table 1. Endangered plant species in Turkey region (IUCN Red List, 2018). Turkish names were determined by using Nezahat Gökyiğit Botanik Nahçesi Bizim Bitkiler web site (<https://bizimbitkiler.org.tr/yeni/demos/technical/>)

Plant Species	Plant Species
Waterwheel (<i>Aldrovanda vesiculosa</i>)	Artvinian Alyssum (<i>Alyssum artvinense</i>)
Telrifi-Dwarf Pillwort (<i>Pilularia minuta</i>)	Taşyumağı-Pontic Fescue (<i>Festuca pontica</i>)
Pıtraknohut (<i>Cicer bijugum</i>)	Meraşınarı-Amblyophyllous Goldendrop (<i>Onosma obtusifolia</i>)
Yanıküvez (<i>Sorbus roopiana</i>)	Adjarian Angelica (<i>Angelica adzharica</i>)
Kadıncıkçalısı (<i>Flueggea Anatolica</i>)	Sintensis' Globe Thistle (<i>Echinops şntensisii</i>)
Calamagrostis Parsana	Ovitzarifesi-Thin-Fruited Tracle Mustard (<i>Erysimum leptocarpum</i>)
Yılıkakulak (<i>Rumex Bithynicus</i>)	Woronow's Centaury (<i>Centaurea woronowii</i>)
Narin buğday (<i>Amblyopyrum muticum</i>)	Tortumtülübaşı-Straw-Coloured-Headed Centaury (<i>Psephellus straminecephalus</i>)
Artvinian Barbarea (<i>Barbarea lutea</i>)	Engindikeni-Root-Headed Centaury (<i>Centaurea rhizocalathium</i>)
Yartülübaşı- centaury (<i>Psephellus pecho</i>)	Kirno-Ciliate Lily (<i>Lilium ciliatum</i>)
Kayışdağ Soğanı (<i>Allium peroninianum</i>)	Susuzsoğan (<i>Allium Pseudoalbidum</i>)
Choruhian Bellflower (<i>Campanula choruhensis</i>)	Ovittülübaşı-Appendage-Bearing Centaury (<i>Psephellus appendicigerus</i>)
Çanyumağı-Fescue (<i>Festuca xenophontis</i>)	Kösebelumotu-Rod-Shaped Woodruff (<i>Asperula virgata</i>)
Lazçiğdemi-Aerial Crocus (<i>Crocus aerius</i>)	Günlükağacı-Oriental Sweetgum (<i>Liquidambar orientalis</i>)
Sarıtülübaşı-Centaury (<i>Psephellus taochius</i>)	Yerçanı-Massalsky's Campanula (<i>Campanula massalskyi</i>)
Delişeytanayağı-Divided Thoroughwax (<i>Bupleurum schistosum</i>)	Gevrekbalıran-Similar Laserwort (<i>Laserpitium affine</i>)

In global there are 1929 plant species face with near to threatened, and besides other countries, 13 of them are placed in Turkey (Table 2).

Table 2. Species near to threatened in Turkey (IUCN Red List, 2018). Turkish names were determined by using Nezahat Gökyiğit Botanik Nahçesi Bizim Bitkiler web site (<https://bizimbitkiler.org.tr/yeni/demos/technical/>)

Pazlakçayı-Mountain Tea (<i>Sideritis scardica</i>)	Arap ayakotu (<i>Carex iraqensis</i>)
İncesolucanotu-Elatine Faux Alsine (<i>Elatine alsinastrum</i>)	Püskülsoğanı-Luz (<i>Allium calocephalum</i>)
<i>Malus trilobata</i>	Sakızlık-Atlantic Pistachio (<i>Pistacia atlantica</i>)
Dişbudak-Common Ash (<i>Fraxinus excelsior</i>)	Datçahurması-Theophrastus's Date Palm (<i>Phoenix theophrasti</i>)
(<i>Salix libani</i>)	Laz salebi (<i>Dactylorhiza euxina</i>)
Sutopuzu-Lesser Water-plantain (<i>Baldellia ranunculoides</i>)	Tavşanbıyığı (<i>Poa pseudobulbosa</i>)
Kelebekfiği (<i>Vicia barbazitae</i>)	

Seventeen endangered plant families are classified as endangered and threatened in Turkey are listed in Table 3.

***Table 3.**List of rare and endangered plant families and species from Turkey

Risk categories of determined rare and under threatened plant species

Family	Species	Endemic / Rare	IUCN category
Pinaceae	<i>Abies cilicica</i> subsp. <i>isaurica</i>	Endemic	LR (lc)
	<i>Pinus halepensis</i>	Rare	VU
Aceraceae	<i>Acer monssupessulanum</i> subsp. <i>oxalium</i>	Endemic	VU
Aquifoliaceae	<i>İlex aquifolium</i>	Rare	VU
Betulaceae	<i>Alnus glutinosa</i> subsp. <i>antitaurica</i>	Endemic	LR(nt)
	<i>Alnus orientalis</i> var. <i>pubescens</i>	Endemic	LR (lc)
Brassicaceae	<i>Alyssum peltarioides</i> subsp. <i>virgatiforme</i>	Endemic	LR (lc)
Caprifoliaceae	<i>Lonicera caucasica</i> subsp. <i>orientalis</i>	Endemic	LR (lc)
	<i>Lonicera nummularifolia</i> subsp. <i>glandulifera</i>	Endemic	LR (cd)
Celestreceae	<i>Euonymus latifolius</i> subsp. <i>cauconis</i>	Endemic	LR(nt)
Fabaceae	<i>Astragalus aintabicus</i>	Endemic	LR (cd)
	<i>Astragalus balkisensis</i>	Endemic	DD
	<i>Astragalus commagenicus</i>	Endemic	LR (lc)
	<i>Astragalus eriophyllus</i>	Endemic	DD
	<i>Astragalus haussknechtii</i>	Endemic	LR(nt)
	<i>Astragalus macrocephus</i>	Endemic	LR (nt)
	<i>Astragalus suberosus</i> subsp. <i>ancyleus</i>	Endemic	VU
	<i>Astragalus ruselli</i>	Rare	VU
	<i>Genista libanotica</i>	Rare	DD
Fagaceae	<i>Quercus petrea</i> subsp. <i>pinnatiloba</i>	Endemic	LR (lc)
Lamiaceae	<i>Thymbra sinteninsii</i> subsp. <i>sinteninsii</i>	Rare	LR (cd)
	<i>Phlomis longifolia</i> var. <i>bailanica</i>	Endemic	LR (cd)
Mimosaceae	<i>Albizia julibrissin</i>	Rare	VU
Oleaceae	<i>Fraxinus ornus</i> subsp. <i>cilicica</i>	Endemic	LR (lc)
Plumbaginaceae	<i>Acantholimon libanoticum</i>	Rare	VU
Rhamnaceae	<i>Rhamnus punctatus</i> var. <i>angustifolius</i>	Rare	VU
	<i>Rhamnus punctatus</i> var. <i>punctatus</i>	Rare	VU
	<i>Rhamnus petiolaris</i>	Endemic	LR (lc)
Rosaceae	<i>Amygdalus korshinsky</i>	Rare	VU
	<i>Crateagus aronia</i> var. <i>minuta</i>	Endemic	VU
	<i>Crateagus davisii</i>	Endemic	VU
	<i>Cerasus mahaleb</i> var. <i>alpina</i>	Endemic	VU
Salicaceae	<i>Salix caucasica</i>	Rare	VU
Ulmaceae	<i>Zelkova carpinifolia</i>	Rare	EN
<u>Total Number of Family: 17</u>	<u>Total Number of Taxa : 34</u>	<u>Endemism Ratio: % 65.7</u> <u>Rareness Ratio: % 34.3</u>	
IUCN: International Union for Conservation of Nature and Natural Resources			

*This table was adapted from Iskender et al. (2006).

1. Preservation of Plant Genetic Resources

Preservation of the plant genetic resources is not possible with a couple of scientists. Beside them, governments and agricultural organizations must involve in this kind of projects. Among these agricultural and nutritional institutions, Food and Agriculture Organization (FAO) is very effective on taking the attention of the world to protect the products and genetic resources of forests (Cohen, et. al., 1991).

Preserving these genetic resources became compulsory for food security and well-being of the human being in the future (Bilir, 2016). For this reason, the collection, storage and use of plant

genetic resources have increased in order to increase and strengthen the agricultural production. Preservation of plant genetic resources may vary according to the plant species (Tan, 2013). For saving plant resources, and plants which are endangered and rare, there are some conservation and preservation techniques that are used around the World in the genetic banks. These two major methods are reported by IUCN (2009) and they are called *Ex-situ* and *In-situ* conversation.

1.1. Ex-Situ Conservation

In this conversation technique the plants replaced from their area to other place. This place could be wild or it could be controlled from human being. So basically when the plant population is facing threat, they placed in well-protected area which is made by man. Botanical Gardens and Aquarias are those places that are good examples (Corker, 2003a). Other method of ex-situ conversation is saving of reproduction parts for future such as Seed banks, Germplasm banks and Gene banks (IUCN, 2010).

There are 1,500 botanic gardens in the world and they have 35,000 plant species which means they include more than 15% plant in the world's flora. Approximately, there are 25,000 of plant species are grow in England Royal Botanic Gardens, so within these species 2,700 of them are rare, endangered or threatened (Corker, 2003a). Turkey has 9 botanical gardens which are belong to state institutions and private organizations. Table 4 shows these gardens and their provinces (Çarbuğa and Pekerşen, 2017). Although these numbers of botanic gardens are fewer than some European countries, Turkey has high number of endemic plants than them (Kaya and Aksal, 2005; Çarbuğa and Pekerşen, 2017). In 1979, Turkey signed the agreement of European Convention on the Protection of Wildlife and Living Environments and till that year Turkey has taken necessary administrative and legal measures to protect endangered plants species together with their natural habitats. One of the endemic plant in Turkey is *Centaureatchihatcheffii* which is facing with extinction and got protected by this agreement (Bern, 1979).

Table 4. Name of botanic gardens and their province

Name of Botanic Gardens	Province
Ankara University Botanical Garden	Ankara
SüleymanDemirel University Botanical Garden	Isparta
Atatürk Arboretum Botanical Garden	Istanbul
Ege University Botanic Garden Research and Application Center	Izmir
Cukurova University Botanical Garden	Adana
Istanbul University Botanical Garden	Istanbul
Gaziantep Botanical Garden	Gaziantep
Karaca Arboretum Botanical Garden	Istanbul
NezahatGökyiğit Botanical Garden	Istanbul

Another type of ex-situ conversation is called seed bank. Cryogenic laboratories that keep the seeds for a long time and these seeds do not lose fertility. There are 1,400 seed banks in the world, but there is one distinguished seed bank, called Svalbard Global Seed Vault, opened and become popular in 2008. It is popular because they have an aim to store all plant seeds in the world (Mellgren, 2007). In Turkey, gene source determination and collection studies in cultural plants started with personal studies. The first gene resource collection was initiated by Mirza Gökgöl. Today, some of his collections are still stored in the herbarium of the Plant Gene Resources Research Institute in Izmir (Tan, 1992). In Turkey, the first gene bank was opened in Izmir in 1974. After that another gene bank founded in Ankara and it became the world's third biggest gene bank after USA and China. It has got 300,000 plants capacities. Not only plants but also it includes viruses, bacteria and fungi (seedturkey.wordpress.com).Genetic reserve. Two reserves have specifically been established in the center of diversity to conserve wild wheats, at Ammiad in Israel (Anikster et al., 2000) and Ceylanpinar in Turkey (Firat and Tan, 2000).Further, T.monococcumis less conserved in Turkey need immediate attention.

Indeed, present genetic reserves in Turkey and other forms of protected areas in the Mediterranean contain clover species, but here the conservation is 'passive', (Maxted et al., 2000),and thus exposed to more un-noticed genetic erosion and taxonomic extinction.

Two decades ago a number of forage and grain legume collection missions have been initiated in the Eastern Mediterranean, which comprised the collection of many Trifolium species. Bennett et al. (1998) collected 28 species of Trifolium in the Caucasus, in south-west Turkey. Furthermore, there is another technique such as in-vitro storage can be used for ex-situ conservation. Plant genetic material such as meristem, shoot tip and bud are generally preserving in-vitro in two ways. (Karagöz, et. al., 2010).Preservation by slowing down the development of culture (saving them inside the mineral oil, preserving by low pressure and oxygen, taken the sugar from the nutrient medium, dehydration, adding abscisic acid (5-10 mg/l) inside the medium, adding mannitol (% 3-5) or succinic acid (50 mg/l), preservation at low temperature) (Karagöz, et. al., 2010).Cryopreservation; freezing the plant parts inside the low temperature with liquid nitrogen (Karagöz, et. al., 2010).

The ex-situ conservation of plants has been active since 1964 in Turkey, and it is administered under the “National Program on Conservation of Plant Genetic Resources/Diversity”. Both generative and vegetative parts of plants are stored at National Gene Bank and field gene banks. 55.000 materials are stored at National Gene Bank, and up to 2,700 species are preserved. Also, inside of 20000 materials, there are 2,221 wild species. Field Crop Research Institute has the copy of these materials for safety; beside these nearly 10000 of field crops are preserved in there, too. Thus, totally 65,000 of plant materials are accessed in gene banks (Tan, 2010). Further, extensive methods and strategies has been stated in detail for ex-situ conservation (Hawkes et al., 2012). Exploration and field collection, seed gene bank conservation, field gene banks, botanic gardens in vitro, DNA and pollen conservation can be performed for the rare and endangered plant species of Turkey which are stated in Tables 1, 2 and 3.

1.2. In-Situ Preservation

There is no replacement occur in this method as ex-situ conservation. Endangered plants are placed in their own habitat. All in all, in this method those ecosystems are protected and the populations within (Corker, 2003b). Just in case of some changes such as climate change, environmental pollution and all kinds of natural and human-based disturbances, in the initial phase of the in-situ conservation the representative materials and seed samples are taken into the long term conservation in gene banks (Tan, 2002).

One of the important in-situ conservation is national parks which are the areas that lead to propagation, preservation, and control of flora and fauna. Turkey has 23 national parks and according to the IUCN they are all in IV category (Table 5) which means particular species or habitats are aimed to keep safe and control in protected areas by Category IV, habitat/species management area (Dudley, 2008).

Table 5. National parks in Turkey (<http://www.nationalparks-worldwide.info/turkey.html>)

<u>National Parks</u>	<u>Province</u>	<u>IUCN Category</u>
<u>Camgol Forest</u>	Samsun	IV
<u>Ciglikara</u>	Antalya	IV
<u>Corum-Catak</u>	Corum	IV
<u>Dilek Peninsula</u>	Aydin	IV
<u>Duzce-Samandere</u>	Duzce	IV
<u>Goksu Deltasi</u>	Mersin	IV
<u>Gokce Camligi</u>	Karaman	IV
<u>Goreme</u>	Nevsehir	IV
<u>Koycegiz-Dalyan</u>	Mugla	IV
<u>Kackar Mountains</u>	Rize	IV
<u>Koprulu Kanyon</u>	Isparta - Antalya	IV
<u>Kovada Lake</u>	Isparta	IV
<u>Macka Altindere</u>	Trabzon	IV
<u>Meryem Ana Forest</u>	Aydin	IV
<u>Sarikum Lake</u>	Sinop	IV
<u>Soguksu</u>	Ankara	IV
<u>Sultan Sazligi</u>	Kayseri	IV
<u>Uludag</u>	Bursa	IV

Future Of Genetics Resources

Plant genetic resources are important sources of improved quality and quantity of yield. They can offer biofortification, biotic and abiotic stress tolerant cultivars, phytoremediation, medicinal benefits, important sources of nutrients, metabolites and vitamins. However, sometimes

due to unwanted/undesired genetic traits in genetic resources are posing barrier to achieve the specific trait due to genetic linkage. Those genetic linkage of unwanted trait can be removed by using state of the art CRISPR/Cas9 genome editing technique (Sameeullah et al., 2017). Therefore, incorporating the genome editing technology in crop improvement can foster our breeding

programs without harsh impact on the environment, cultivated or wild plant species. Incorporating biotic tolerant genes will reduce the frequent application of pesticide which will ultimately promote the less use of pesticides to save environment and eco-friendly pollinators. Thus utilization of wild crop relative's genetic resources which are mostly tolerant to insect pests and abiotic stresses while also promote organic farming hence ensuring safe and quality nutrition (Bretting, 2018).

Conclusion

Timely protection and habituating in protected environment would be one of protection measure. Other measures of conservations including ex-situ and in-situ conservation must be practiced simultaneously in order to foster the conservation process of endangered and rare plant species. These protection measure should be taken at national and international level and to educate the public to participate actively in protection of endangered plant species.

References

- Anikster Y, Feldman M, Horovitz A (2000) The Ammiad experiment. *In* Plant Genetic Conservation. Springer, pp 239-253
- Bennett SJ, Maxted N, Sabanci CO (1998) The ecogeography and collection of grain, forage and pasture legumes in south-west Turkey. *Genetic Resources and Crop Evolution* 45: 253-262
- Bern. 1979. http://uhdigm.adalet.gov.tr/sozlesmeler/coktarafliisoz/ak/turkce/104_tur.pdf
- Bilir Ö. (2016). Bitki Genetik Kaynaklarının Muhafazası Açısından Biyoteknoloji. *Türk Bilimsel Derlemeler Dergisi*, (2), 29-33.
- Bretting PK (2018) 2017 Frank Meyer Medal for Plant Genetic Resources Lecture: Stewards of Our Agricultural Future. *Crop Science* 58: 2233-2240.
- Çarbuğa Ü, Pekerşen Y. (2017). Botanical Gardens and Tourism. *Gastroia: Journal of Gastronomy and Travel Research*. 1 (1): 26-35.
- Cohen JI, Williams JT., Plucknett DL and Shands H. (1991). Ex situ conservation of plant genetic resources: global development and environmental concerns. *Science*, 253(5022), 866-872.
- Corker B. (2003a.) Biodiversity and Conservation: In Situ Conservation - within the natural habitat. <http://www.countrysideinfo.co.uk/biodv3.html>
- Corker B. (2003b). Biodiversity and Conservation: Plant Collections. <http://www.countrysideinfo.co.uk/biodv2.htm>
- Dasgupta S. (2014). The 9 rarest plants in the world. <http://www.bbc.co.uk/earth/story/20141121-the-rarest-plants-in-the-world>
- Dudley N. (2008). *Guidelines for Applying Protected Area Management Categories*. Norwich, UK.
- Firat AE, Tan A (2000) In situ conservation of genetic diversity in Turkey. *In* Plant genetic conservation. Springer, pp 254-262
- Gundu E. G. And Adia J.E. (2014). Conservation Methods Of Endangered Species. *Journal Of Research In Forestry, Wildlife And Environmental* 6: 76-83.
- Hawkes JG, Maxted N, Ford-Lloyd BV (2012) The ex situ conservation of plant genetic resources. Springer Science & Business Media
- hurriyetdailynews.com. (2018). Damage to rare plants punished in Turkey. <http://www.hurriyetdailynews.com/damage-to-rare-plants-punished-in-turkey-134080>. Last accessed in 4/12/2018.
- Iskender E, Zeynalov Y, Ozaslan M, Incik F, Yayla F (2006) Investigation and introduction of some rare and threatened plants from Turkey. *Biotechnology & Biotechnological Equipment* 20: 60-68.
- Işık K. (2011). Rare and endemic species: why are they prone to extinction? *Turk J Bot* 35: 411-417.
- IUCN RedList (2009, 2018). International Union for the Conservation of Nature. <https://www.iucnredlist.org/>
- Karagöz A, Zencirci N, Tan A, Taşkın T, Köksel H, Sürek M, Toker C and Özbek K. (2010). Bitki genetik kaynaklarının korunması ve kullanımı. *Türkiye Ziraat Mühendisliği VII. Teknik Kongresi*, 1, 155-177.
- Kaya, Y. ve Aksal, Ö. (2005). Endemik bitkilerin dünya ve Türkiye'deki dağılımı. *Erzincan Eğitim Fakültesi Dergisi*, 7 (1), 85-99.
- Maxted N, Ford-Lloyd B, Hawkes J (2000) Complementary conservation strategies. *In* Plant genetic conservation. Springer, pp 15-39
- Mellgren D. (2007). Seed Bank Is, By Definition, Very Cool. Myers N, Mittermeier RA, Mittermeier CG, Fonseca GAB, Kent J. (2000). Biodiversity hotspots for conservation priorities. *Nature* 403: 853-858. nationalparks-worldwide.info/turkey.htm.
- Noroozi J, Talebi A, Doostmohammadi M, Rumpf SB, Linder HP, Schneeweiss GM. (2018). Hotspots within a global biodiversity hotspot - areas of endemism are associated with high mountain ranges. *Scientific Reports* 8: 10345.
- Sameeullah M, Khan FA, Ozer G, Aslam N, Gurel E, Waheed MT, Karadeniz T (2017) CRISPR/Cas9-Mediated Immunity in Plants Against Pathogens. *Curr Issues Mol Biol* 26: 55-64.

- Tan A. (2002). Türkiye Genetik Çesitliliğinin In Situ (Çiftçi Sartlarında) Muhafazası. TÜB_TAK-TOGTAG/TARP-2347 projesi yayınlanmamış sonuç raporu.
- Tan A. (2009). Bitki Genetik Kaynakların Önemi ve Korunması. T.C. Tarım ve Köyişleri Bakanlığı Ege Tarımsal Araştırma Enstitüsü Müdürlüğü, Teknik Broşür No:1, 1. Basım.
- Tan A. (2010). State of Plant Genetic Resources for Food and Agriculture. Second Report of Turkey on Conservation and Sustainable Utilization of Plant Genetic Resources for Food and Agriculture, ETAE Yayın No: 141. Meta Basım. Bornova (Turkish and English). ISBN 978-975-407-292-1.
- Tan A. (2013). Bitki genetik kaynaklarının önemi ve korunması. Ege Tarımsal Araştırma Enstitüsü Müdürlüğü. Teknik Broşür. No:1. http://arastirma.tarim.gov.tr/etae/Belgeler/TeknikBrosur/BGK_Korunmas%C4%B1.pdf, 3. Basım.
- Tan, A., (1992). Türkiye'de Bitkisel Çesitlilik ve Bitki Genetik Kaynakları., Anadolu J. of AARI, 2,50-64. <https://www.cbsnews.com/news/seed-bank-is-by-definition-very-cool/>
- <https://seedturkey.wordpress.com/2017/03/07/worlds-third-largest-gene-bank/#more-227>
- Tilman D, Lehman C (2001) Human-caused environmental change: Impacts on plant diversity and evolution. Proceedings of the National Academy of Sciences 98: 5433-5440.

Productivity Of European Grapes Clones In The Conditions Of Atu Gagauzia

Serghei Kara*

PhD, Assoc.Prof. Comrat State University, Republic of Moldova

*Corresponding author: sergey.kara@kdu.md

Abstract

The article provided information on the total vineyard area by the ATU Gagauzia, its dynamics over the past 10 years. Analyzed the area of fruiting the grapevines plantations as well as their yield. In recent years, in the ATU Gagauzia, a special scientific and industrial interest and state status have been massively introduction to the assortment the ranks of certified virus-free clones of classic European varieties. Presents information of the growth and development of the vines of the European clones. Actual is the identification of optimal ecological parameters for the cultivation of European clones of grapes, which make it possible to make full use of their agrobiological potential in the agroecological conditions of ATU Gagauzia. The study of new varieties or their clones in specific ecological conditions of the terrain makes it possible to determine the influence of individual physiological parameters and agrotechnical techniques on the growth, development and fruiting of the grapevines. In the clone R5 of the Cabernet-Sauvignon variety, in the agroecological conditions of ATU Gagauzia, the introduction of vines in fruiting is observed on the 3rd year after planting, and the completion of the period of the forming the mature vine on the 4th. Bushes of grapevines of this clone an average of 28,1 shoots, the average length of 144,1 cm. On each shoot 38 leaves are developed with the area of leaves 148,3 cm². The number of grapes is 40,3 on bush, the average weight is 127,1 gram. During the growing season grapes accumulated 252 gram/dm³ sugar and acids declined to 8,9 gram/dm³(SM-84).

Keywords: Cabernet Sauvignon, climatic, conditions, clone R5, grapes, growth, productivity, quality, variety, vineyards

Введение

Виноградная лоза находится в постоянной зависимости от физико-географических факторов. Поэтому к изучению связи продуктивности винограда и качества урожая с климатическими условиями и условиями размещения, как с главными воздействующими факторами природной среды, ученые обращались неоднократно, пытаясь найти её строгое количественное выражение. Тем не менее, считать эту проблему окончательно решенной ни в коем случае нельзя и она по-прежнему остается актуальным предметом исследований во многих виноградно-винодельческих странах мира.

В последние годы в Республике Молдова, в том числе и в АТО Гагаузия, особый научно-производственный интерес и государственный статус получило массовое внедрение в

сортимент ряда сертифицированных безвирусных клонов классических европейских сортов. Планируется основную посадку виноградников осуществлять привитым посадочным материалом этих клонов [1].

Необходимость продолжения исследований в этой области вызвана также тем, что прогресс науки и техники ежедневно предоставляет в распоряжение ученых новые методы и средства познания, позволяющие по-новому взглянуть на казалось бы уже давно изученные вопросы и подходы.

Это особенно важно сейчас, когда появилось много новых сортов, клонов, и их поведение в конкретной экологической нише необходимо знать, всесторонне и грамотно использовать в целях повышения продуктивности кустов и качества получаемой продукции.

Новые интродуцированные клоны винограда классических винных сортов превышают по урожайности исходные сорта на 20-30% и дают высококачественные столовые вина и шампанские виноматериала. Однако особенности формирования их продуктивности от конкретных экологических и технологических условий возделывания в АТО Гагаузия изучены не достаточно.

Материалы И Методика

Исследования проводились в АО «Томай-Винекс» на клоне R5 сорта Каберне-Совиньон, привитом на подвое БхР Кобер 5ББ.

Виноградные плантации расположены на склоне юго-западной экспозиции с крутизной 50, почва – чернозем карбонатный мощный суглинистый на суглинке. Схема посадки - 2,75x1,5м. Форма кустов – двухсторонний двухштабный горизонтальный кордон с высотой штаба 80 см, шпалера – вертикальная с 4-мя ярусами проволок с вертикальным расположением прироста. Первый ярус проволоки располагается на высоте штаба, второй, на высоте 20-25 см от первого, третий на высоте 35-40 см от второго, четвертый также на высоте 35-40 см от третьего. Промежуточные столбы устанавливаются высотой 1,8 м, а крайние на высоту 2 м под углом 45° противоположно к направлению ряда и закреплены якорной оттяжкой. Все яруса проволок натянуты с использованием приспособления Grippe, что обеспечивает прочность конструкции шпалеры и позволяет ей выдерживать нагрузку общей массы зеленых побегов и гроздей.

Учет урожайности кустов проводили в конце созревания [6]. Определяли: количество гроздей, в шт./куст; среднюю массу грозди, в г; урожайность, кг/куст и ц/га. Определение качества урожая: содержание сухих веществ в соке ягод, с помощью рефрактометра,

выражали, в %; содержание титруемых кислот – методом титрования $\frac{1}{3}$ N-ным раствором щелочи, мг/л [6]. Массовую концентрацию сахаров и титруемых кислот рассчитывали согласно StandartMoldoveanSM-84 [3], в г/дм³. Статистическую обработку данных проводили с использованием дисперсионного и корреляционного анализа по Б.А. Доспехову [4]. Расчеты проводились в табличном редакторе MS Excel 2003.

Результаты Исследований

АТО Гагаузия является одним из основных производителей винограда в Молдове, это объясняется природно-климатическими условиями, особенностями рельефа и почв, традиционной ориентированностью населения, имеющие навыки виноградарства и виноделия [5].

Программа восстановления и развития виноградарства имеет главной целью создание современной отрасли по производству винограда – высокого качества, конкурентоспособного на рынках сбыта и имеющую высокую экономическую эффективность.

АТО Гагаузия расположена в южной части Республики Молдова и относится к самостоятельному экономическому региону страны. Для территории АТО Гагаузия характерен умеренно-континентальный климат. Зимой температура воздуха неустойчива. Частые оттепели и безморозные дни оказывают отрицательное влияние на сельскохозяйственные культуры, зачастую возобновляют вегетацию. Самым холодным месяцем года является январь со средней температурой: -2,5...-5,5⁰С. При проникновении с севера арктического воздуха и задержке в антициклонах, температура воздуха может снизиться до -28⁰С..

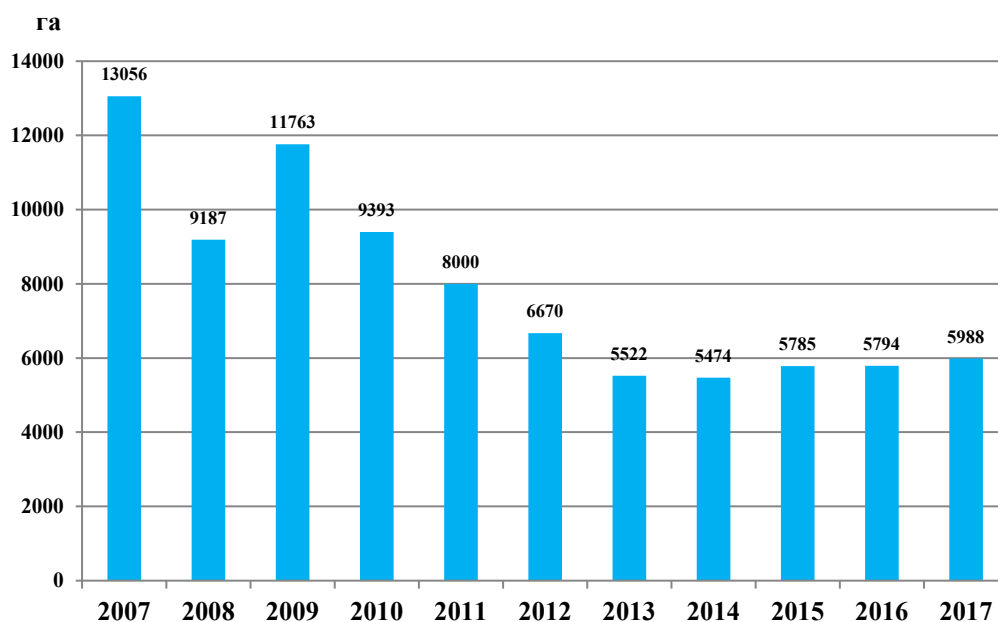


Рис.1. Общая площадь виноградников, АТО Гагаузия, (по данным Главного управления АПК АТО Гагаузия, 2018).

Территория АТО Гагаузия расположена в Буджакской степи, которая является частью южно-молдавской холмистой равнины. Ее поверхность рассечена широкими долинами, а склоны изрезаны многочисленными оврагами. Рельеф характеризуется степями и небольшими возвышенностями, также имеются небольшие реки Ялпуг, Ялпужел, Лунга и Лунгуца. АТО Гагаузия, как и вся Республика Молдова расположена в Карпатской сейсмической зоне.

В 2007 году общая площадь виноградников АТО Гагаузия составляла – 13056 га к 2017 году сократилась до 5988га (рис.1). Таким образом, можно отметить, что за 10 лет произошло уменьшение площадей в 2,2 раза.

Из всей площади виноградных насаждений на сегодняшний момент времени 5264 га – плодоносящие, 724 га – молодые.

В последние годы, площадь плодоносящих виноградников уменьшились за счет раскорчевки старых насаждений, но за счет ввода в плодоносящие молодых виноградников с высоким потенциалом урожайность и валовой сбор винограда постепенно увеличился, и к 2017 году составил 45 тыс. тонн, при урожайности около 80 ц/га.

Хозяйство АО «Томай-Винекс» расположено в южной агроклиматической зоне республики, с.Томай, Чадыр-Лунгского район.

По многолетним наблюдениям среднегодовая температура воздуха на территории Чадыр-Лунгского района составляет $9,7^{\circ}\text{C}$. Положительная температура удерживается около девяти месяцев. Среднемесячная температура самого теплого месяца (июль) составляет $21,4^{\circ}\text{C}$, а самого холодного (январь) – $2,2^{\circ}\text{C}$. Среднегодовая сумма осадков по среднемуголетним данным составляет 466мм.

Фенологические наблюдения в виноградарстве играют очень большую роль, так как комплекс выполненных агротехнических мероприятий полностью относится к фазам вегетации виноградного растения. Также фенофазы имеют своей конечной целью совершенствование технологии и, соответственно, получение высоких урожаев продукции виноградарства.

В задачу наших наблюдений входило изучить и зафиксировать наступления фаз вегетации у насаждений винограда клона R5 сорта Каберне-Совиньон в агроэкологических условиях АО «Томай-Винекс».

Нами выявлено в результате проведенных исследований, что фаза начала сокодвижения наступала с 30.03 по 15.04 этот период самый благоприятный для выделения сока (табл.1) [2].

Таблица 1. Календарные сроки наступления фенологических фаз насаждений винограда клона R5сорта Каберне-Совиньон. АО «Томай-Винекс», 2016г.

№ п/п	Фенологические фазы	Даты наступления и окончания фенологических фаз	Продолжительность, дней
1.	Сокодвижение	30.03-15.04	16
2.	Рост побегов	16.04-30.05	44
3.	Цветение	31.05-15.06	15
4.	Рост ягод	16.06-20.08	65
5.	Созревание ягод	21.08-03.10	43
6.	Листопад	04.10-01.11	28

Интенсивность роста побегов зависит от внешних условий: температуры воздуха, которая должна быть не ниже 8°C с суммой активных температур 120°-200°C, влажности воздуха не меньше 45-50%, достаточного поступления воды в прорастающие глазки и доступа к ним кислорода воздуха.

Цветения характеризуется раскрытием и опаданием венчиков (колпачков) цветков, распрямлением тычинок, разрывом пыльников и высыпанием пыльцы, опылением и оплодотворением.

При росте ягод с 16.06 по 20.08 виноградный куст претерпевает следующие изменения: замедляется прирост побегов, активно растут листья, в пазушных глазках продолжается формирование почек и

соцветий, в нижней зоне побега идет отложение крахмала и др.

Когда наступает фаза созревания, ягоды становятся мягкими, в них интенсивно идет процесс сахаронакопления, кислотность сока при этом снижается. К концу фазы ягоды приобретают типичную для сорта окраску и форму, их кожица становится тонкой, эластичной, равномерно покрывается пруином.

Листопад характеризуется тем, что в листьях уменьшается интенсивность фотосинтеза, который с наступлением заморозков прекращается, изменяется окраска листьев, образуется отделительная ткань у основания черешков, что способствует опадению листьев.




Рис.2. Изменение среднесуточных температурных показателей по фазам вегетации клона R5сорта Каберне-Совиньон.

АО «Томай-Винекс», 2016г.

По нашим наблюдениям в фазу «сокодвижение» продолжавшуюся 16 дней среднесуточная температура составляла 14,3°C (рис.2.). Для благоприятного прохождения

сокодвижения необходимо чтобы температура воздуха была не менее 10°C. В фазу «рост побегов» - 15,1°C, это благоприятная температура для данной фазы.

Растение винограда наиболее восприимчиво к изменению температурных условий в фазу «цветение», нарушаются процессы опыления и оплодотворения при снижении температуры ниже 15⁰С. В условиях нашего опыта, в данную фазу, продолжавшуюся 15 дней, резких колебаний температуры не выявлено, среднесуточная температура составила 19,9⁰С.

Выявлено, что у клона R5 сорта Каберне-Совиньон продолжительность фазы «рост ягод» наиболее продолжителен и составил в климатических условиях АТО Гагаузия 65 дней при среднесуточной температуре 23,5⁰С.

Фаза «созревание ягод» проходила с 21.08 по 03.10, таким образом, данный клон созревает в наших условиях в первой декаде октября.

Таблица 2. Урожайность кустов винограда клона R5 сорта Каберне-Совиньон. АО «Томай-Винекс», 2016г.

№ п/п	Варианты опыта	Среднее число гроздей шт./куст	Средняя масса гроздей, г	Урожайность		Массовая концентрация, г/дм ³	
				кг/куст	ц/га	сахаров	титруемых кислот
1	Каберне-Совиньон Cl R5 на БхР Кобер 5ББ	40,3	127,1	5,12	124,1	252	8,9

Важнейшим критерием характеристики отдельных сортов, агроприемов, кустов и насаждений является продуктивность – способность формировать определенный биологический (биологическая продуктивность) и хозяйственный (хозяйственная продуктивность) урожай.

Хозяйственную продуктивность (урожай) составляет масса урожая гроздей с единицы площади насаждения или с куста. Хозяйственная продуктивность виноградника (урожайность) складывается из суммарной хозяйственной продуктивности составляющих его кустов и может быть потенциальной, эмбриональной и фактической.

Нами установлено, что при возделывании клона R5 сорта Каберне-Совиньон в климатических условиях АТО Гагаузия среднее число гроздей составляет 40,3 шт./куст средней массой 127,1 г.

Урожайность клона составляет 5,12 кг/куст или 124,1 ц/га при массовой концентрации сахаров – 252 г/дм³, титруемых кислот 8,9 г/дм³. Таким образом, качественные показатели урожая данного клона находятся в пределах технологических требований, предъявляемых к этой группе сорто-клонов.

Выводы

1. Для максимального раскрытия природного потенциала новых интродуцированных клонов необходимо соответствие климатических, а также

технологических параметров ухода за виноградным растением их биологическому потенциалу;

2. Изучение новых сортов или их клонов в конкретных экологических условиях местности позволяет определить влияние отдельных физиологических параметров и агротехнических приемов на рост, развитие и плодоношение виноградного растения;

3. Климатические условия АТО Гагаузия по фазам вегетации клона R5 сорта Каберне-Совиньон благоприятны для роста, развития и продуктивности кустов винограда;

4. Установлено, что урожайность при возделывании в климатических условиях АТО Гагаузия клона R5 сорта Каберне-Совиньон составляет 124,1 ц/га, при массовой концентрации сахаров 252 г/дм³, титруемых кислот 8,9 г/дм³.

Библиография

1. Cuharschi M., Taran N., Gaina B. și alt. Европейские базовые сорта и их клоны – основа производства высококачественных вин. În: Conf. șt.-pract. Internațională In Wine, «Noi tehnologii în viticultura și vinificația Moldovei», Chișinău, 2006, p. 13-15.
2. Kara S.V. ATU Gagavuzinin agroekolojikkoşullarında R5 Cabernet Sauvignon avrupaklonunun gelişimiveverimliliği. İn: BAHÇE.Jornal of Atatürk Central Horticultural

- Research Institute, Yalova, Turkey, 2018, vol: 47, No: Special Ed.2, ISSN 1300-8943, p.300-306.
3. Standard moldovean SM 84. Struguri proaspeți recoltați manual destinați prelucrării industriale. Condiții tehnice. Ediție oficială. Chișinău, «Departament moldovastandard», 1995, 34p.
 4. Доспехов Б.А. Методика полевого опыта, М. Агропромиздат, 1985.
 5. Программа развития виноградарства АТО Гагаузия в период 2008-2020 годы. АПК АТО Гагаузия, 2007 год.
 6. Смирнов К.В., Раджабов А.К., Морозова Г.С. Практикум по виноградарству. Москва: «Колос», 1995, 272с.

Teslim / Received: 10.12.2018

Araştırma Makalesi/ Research Article

Kabul Edilme / Accepted: 15.01.2019

Diastereoselective Synthesis of 3,4-Dibenzoyl-3,4-Dihydro-1H-Spiro [Benzo[cd]Indol-5,3'-Indoline]-2,2'(2aH)-Diones

Natalia Sucman^{1,2*}, Vsevolod Pogrebnoi², Veceslav Boldescu², Fliur Macaev²

¹Comrat State University, Republic of Moldova

²Institute of Chemistry, Republic of Moldova

*Corresponding author: natalia_sucman@yahoo.com

Abstract

Diastereoselective syntheses of 3,4-dibenzoyl-3,4-dihydro-1H-spiro[benzo[cd]indole-5,3'-indoline]-2,2'(2aH)-diones in boiling DMF have been carried out starting with 3-(2-phenyl-2-oxoethylidene)indolin-2-ones via a Diels-Alder addition reaction. Theoretical and practical investigations of structure-activity relationships in the group of synthesized spirooxindoles have been performed.

Keywords: Oxindoles, spirooxindoles, dimerisation, Diels-Alder reaction.

Introduction

A successful development of the spiro-compounds' chemistry in recent years has been caused by numerous studies of their syntheses, as well as by the search for new biologically active entities among them (Macaev et al., 2011; Millemaggi and Taylor 2010). The work carried out in this direction led to the creation of new effective drugs that have become part of the therapy of a number of pathologies (Hansch et al., 1990). In this regard, investigation of new effective synthetic methods for the selective synthesis of polyfunctionalized spirooxindoles is an actual task and is of practical interest with the view to the study of the structure-bioactivity relationship.

Results and Discussion

In this article, the synthesis of derivatives containing in its structure a residue of lysergic acid **1** and velvitindolinone **2** (Figure 1) is reported, with the latter belonging to the group of alkaloids extracted from blue-green algae.

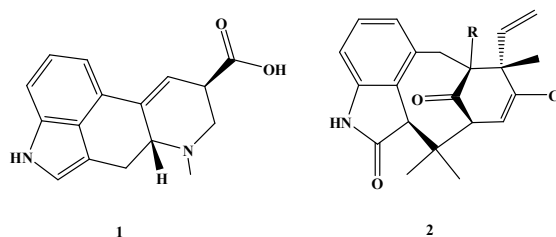
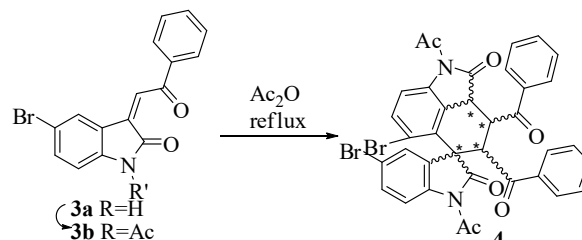


Figure 1: The structure of lysergic acid **1** and velvitindolinone **2**

We have previously reported that compounds **3a** can be obtained in two-step synthesis from the corresponding isatins (Radul, 1983). However, it was not possible to obtain the N-acetyl-5-bromo derivative **3b** via this synthetic pathway. Therefore, we attempted to synthesize compound **3b** by direct acetylation of **3a** according to the Scheme 1.

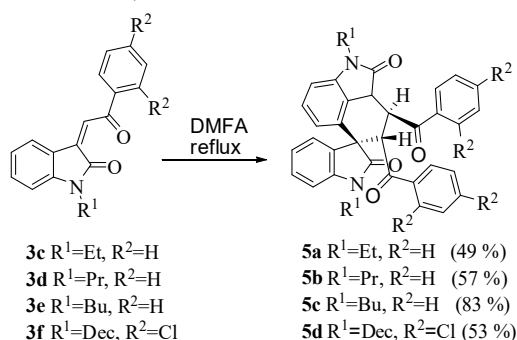


Scheme 1: Synthesis of the acetyl derivative **3b** and the diastereomers **4**.

It was revealed that the yield of the target product **3b** consist only 7%. The remaining part was a chromatographically inseparable mixture of four diastereomers with a predominant content of one of the isomers **4**. After a series of manipulations, the major diastereomer was isolated in an individual form and characterized by various physicochemical methods of analysis. It turned out that under the conditions of acylation and the Diels-Alder reaction, synthesis results in the formation of the corresponding dimers **4**. It was established that the separated compound contains in its structure lysergic acid and velvitindolinone residues. Since there are four asymmetric carbon atoms in the structure of this molecule, the formation of eight pairs of diastereomers is possible.

Taking into consideration that derivatives of the lysergic acid are psychotropic substances, and velvitindolinone possess antibacterial and antifungal activities, we set out to choose the conditions for diastereoselective synthesis of derivatives **4**.

After a number of studies, it was established that refluxing in DMF leads to formation of only one diastereomer **5a** from the enone **3c** (Scheme 2). As a result, it was isolated and characterized.



Scheme 2: Diastereoselective synthesis of the compounds **5a-d**.

In order to confirm the structure of the synthesized compound **5a**, a single crystal was grown and an X-ray structural analysis was carried out (Sucman et al., 2010), the result of which is shown in the Figure 2.

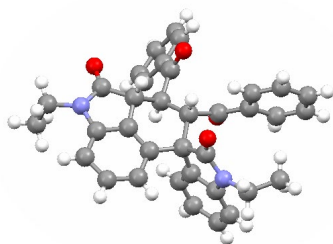
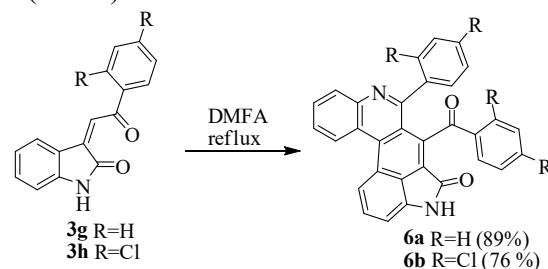


Figure 2: Structure of the compound **5a**.

The same synthetic pathway only starting with the isatins **3c-f**, resulted in the formation of products **5b-d** that were obtained individually in good yields.

We have previously shown that the presence of a 2,4-dichlorophenyl fragment in a molecule can lead to the appearance of biological activity or to increase it (Macaev et al., 2011; Macaev et al., 2005; Geronikaki et al., 2004a; Geronikaki 2004b). Different oxindoles with the 2,4-dichlorophenyl fragment were synthesized from the corresponding isatins. However, under dimerization conditions, these substrates did not lead to the desired dimers. N-decyl derivative **3f** became an exception and was subjected to the Diels-Alder reaction with formation of the target product in a moderate yield.

It should be mentioned that unsubstituted enones **3g,h** lead to the condensed derivatives **6a, b** (Sch. 3).



Scheme 3: Synthesis of the compounds **6a, b**.

Bioactivity assessment

Initially, bioactivity calculations were performed using the computerized prediction system "PASS" (Research Institute of Biomedical Chemistry RAMS) using the method (Geronikaki et al., 2004a; Geronikaki 2004b), which showed that dimers **5** with 98.5% probability can pose cerebrovascular and cardiovascular activity in the presence of three new descriptors. These data indicate the promise of research in this direction for the creation of substances with high biological activity.

The next step was a virtual screening, which was carried out on the MolTechLeadFinder software on the HP Z800 workstation at the Scientific Research Laboratory "Molecular Pharmacology" of the Federal State Educational Institution of Higher Professional Education at the St. Petersburg State Institute of Technology. The inhibitors were searched for the following protein targets: 1) MDM2 - p53 binding domain and 2) MDMX (MDM4) - p53 binding domain. Targets, associated with the process of programmed cell death, apoptosis, were considered. Evidence has

been obtained that inhibition of E3 of ubiquitin-ligase specific to p53 with the participation of phenanthridine-5(4H)-ones **6a**, **b** as well as spiro[benzindole-5,3'-indoline]-2,2'-diones **4**, **5a-d**, leads to the stabilization of these proteins and suppresses the growth of tumor cells.

Further, the antifungal activity of the obtained derivatives was evaluated *in vitro*. It turned out that all of the tested compounds have significant antifungal activity, the most active compound being **5d**. *In vitro* biological studies were carried out by the group of Prof. Geronikaki from the Aristotle University of Thessaloniki, Greece.

Experimental Methods

All used solvents were of reagent quality, and all commercial reagents were used without additional purification. Removal of all solvents was carried out under reduced pressure. Analytical TLC plates were Silufol® UV-254. IR spectra were recorded on a Spectrum 100 FT-IR spectrophotometer (Perkin-Elmer) using the universal ATR sampling accessory. ¹H and ¹³C NMR spectra have been recorded in 2% solution in CDCl₃ with a Bruker -Avance III NMR spectrometer (400.13 and 100.61 MHz). Melting points were determined with a Boëtius apparatus.

Isatins **3a,c-f** were prepared using the previously described methods [10].

General procedure for the synthesis of 3,4-dibenzoyl-3,4-dihydro-1H-piro[benzo[cd]indole-5,3'-indoline]-2,2'(2aH)-diones **5**.

The solution of compound **3** (0.001 mol) in DMFA (5 mL) was refluxed for 2.5 hours. The mixture was cooled, dissolved by water and extracted with dichloromethane. Organic layer was dried and evaporated under reduced pressure. The residue was chromatographically separated on silica gel. The mixture of dichloromethane and methanol was used as mobile phase.

5a: M.p. 221-223°C. ¹H-NMR: 8.07 (d, 2H, J=7.2, Ar); 7.60 (t, 1H, J=7.6, Ar); 7.49 (t, 2H, J=7.6, Ar); 7.43 (t, 1H, J=7.6, Ar); 7.24 (t, 2H, J=7.6, Ar); 7.15 (m, 3H, Ar); 7.00 (m, 3H, Ar); 6.76 (d, 1H, J=8.0, Ar); 6.60 (d, 1H, J=7.6, Ar); 5.95 (d, 1H, J=8.0, Ar); 5.03 (d, 1H, J=8.0, CHCON); 4.44 (t, 1H, J=8.0, CHCO); 3.94 (d, 1H, J=7.6, CHCCO); 3.80 (hx, 2H, CH₂); 3.50 (dhx, 2H, CH₂); 1.25 (t, 3H, CH₃); 0.86 (t, 3H, CH₃). ¹³C-NMR: 201.84, 199.75, 176.99, 174.46, 142.61, 142.55, 138.20, 137.60, 133.19, 132.91,

131.63, 129.18, 129.14, 128.90, 128.23, 128.09, 126.73, 126.51, 122.82, 118.48, 108.14, 106.55, 56.45, 54.43, 54.37, 46.67, 41.51, 34.82, 34.77, 30.78, 13.11, 12.27.

5b: M.p.>255°C. ¹H-NMR: 8.08 (d, 2H, J=8.4, Ar); 7.60 (t, 1H, J=7.6, Ar); 7.49 (t, 2H, J=7.6, Ar); 7.42 (t, 1H, J=7.6, Ar); 7.25 (t, 2H, J=7.6, Ar); 7.16-7.13 (m, 3H, Ar); 7.00 (m, 3H, Ar); 6.73 (d, 1H, J=7.6, Ar); 6.54 (d, 1H, J=8.0, Ar); 5.98 (d, 1H, J=8.0, Ar); 5.05 (d, 1H, J=7.2, CHCON); 4.39 (t, 1H, J=8.0, CHCO); 3.99 (d, 1H, J=7.6, CHCCO); 3.75 (m, 1H, CH₂N); 3.41 (m, 2H, CH₂N); 2.82 (m, 1H, CH₂N); 1.71 (hx, 2H, CH₂CH₃); 1.41 (hx, 2H, CH₂CH₃); 0.99 (t, 3H, CH₃); 0.86 (t, 3H, CH₃). ¹³C-NMR: 201.54, 199.58, 177.37, 174.75, 169.58, 143.15, 142.95, 138.30, 137.57, 133.23, 132.74, 132.55, 131.57, 129.16, 129.03, 128.77, 128.13, 127.93, 126.64, 126.61, 122.76, 118.50, 108.07, 106.49, 56.66, 54.41, 46.50, 41.67, 41.62, 41.56, 21.08, 20.67, 11.63, 11.52

5c: M.p.>255°C. ¹H-NMR: 8.08 (d, 2H, J=8.0, Ar); 7.59 (t, 1H, Ar); 7.49 (t, 2H, Ar); 7.41 (t, 1H, Ar); 7.22 (t, 2H, Ar); 7.15-7.12 (m, 3H, Ar); 7.07 (t, 1H, Ar); 6.96-6.92 (m, 2H, Ar); 6.72 (d, 1H, J=7.6, Ar); 6.52 (d, 1H, J=7.6, Ar); 5.96 (d, 1H, J=8.0, Ar); 5.04 (d, 1H, J=10.8, CHCON); 4.38 (t, 1H, J=11.2, CHCO); 3.97 (d, 1H, J=11.6, CHCCO); 3.82-3.75 (m, 1H, CH₂N); 3.45-3.42 (m, 2H, CH₂N); 2.89-2.85 (m, 1H, CH₂N); 1.66-1.61 (m, 2H, CH₂CH₂); 1.44-1.26 (m, 6H, CH₂CH₂); 0.99 (t, 3H, CH₃); 0.91 (t, 3H, CH₃). ¹³C-NMR: 201.54, 199.60, 177.22, 174.68, 143.01, 142.88, 138.23, 137.54, 136.89, 133.17, 132.78, 132.59, 131.59, 129.16, 129.02, 128.77, 128.14, 127.95, 126.66, 126.60, 122.78, 118.50, 108.01, 106.43, 56.57, 54.36, 46.49, 41.59, 40.78, 39.64, 29.81, 29.30, 20.12, 20.04, 13.95, 13.93

5d: M.p.>255°C. ¹H-NMR: 8.19 (d, 1H, J=8.4, Ar); 7.49 (d, 1H, J=2.0, Ar); 7.42 (dd, 1H, J₁=2.0, J₂=8.4, Ar); 7.31-7.21 (m, 5H, Ar); 7.01-6.95 (m, 3H, Ar); 6.75 (d, 1H, J=8.3, Ar); 6.66 (d, 1H, J=7.6, Ar); 5.93 (d, 1H, J=8.4, CH); 5.10 (d, 1H, J=11.04, CH); 4.30 (t, 1H, J=11.4, CH); 3.78-3.69 (m, 1H, CH₂N); 3.43-3.40 (m, 2H, CH₂N); 2.81-2.78 (m, 1H, CH₂N); 1.65-1.15 (m, 32H, CH₂); 1.02 (t, 3H, CH₃); 0.96 (t, 3H, CH₃). ¹³C-NMR: 202.11, 199.49, 177.33, 173.99, 142.89, 142.76, 138.35, 137.46, 136.56, 132.87, 132.63, 132.56, 131.62, 129.00, 128.95, 128.65, 128.22, 127.88, 126.52, 126.47, 122.78, 118.56, 108.22, 106.21, 56.68, 54.33, 46.41, 41.01, 40.15, 38.64,

29.81, 29.30, 28.03, 27.58, 26.53, 26.22, 24.03, 23.89, 23.56, 23.01, 22.58, 22.31, 21.62, 21.24, 20.12, 20.04, 13.95, 13.93.

General procedure for the synthesis of 6-benzoyl-7-phenylindolo[3,4-jk]phenanthridin-5(4H)-ones 6.

The solution of compound **3** (0.001 mol) in DMFA (5 mL) was refluxed for 2.5 hours. The mixture was cooled, then dissolved by water. The resulting precipitate was filtered, washed with water and ethanol.

6a: .p. >255^oC. ¹H-NMR: 11.06 (s, 1H, NH); 9.28 (d, 1H, J=8.4, Ar); 8.72 (d, 1H, J=8.4, Ar); 8.20 (d, 1H, J=8.4, Ar); 7.99-7.91 (m, 2H, Ar); 7.85 (t, 1H, J=7.84, Ar); 7.69 (, 1H, J=8.4, Ar); 7.48 (s, 1H, Ar); 7.32 (d, 1H, J=8.4, Ar); 7.27 (d, 1H, J=8.4, Ar); 7.23-6.78 (s br, 3H, Ar). ¹³C-NMR: 209.31; 166.83, 156.71, 145.44, 140.08, 138.99, 137.81, 136.45, 135.87, 135.34, 135.01, 131.50, 131.31, 130.53, 130.17, 128.67, 128.60, 128.36, 127.02, 126.39, 126.02, 125.58, 124.82, 124.32, 124.02, 120.75, 108.92.

6b: M.p. 211-213^oC. ¹H-NMR: 11.16 c (s, 1H, NH); 9.28 (d, 1H, J=8.1, Ar); 8.75 (d, 1H, J=8.8, Ar); 8.24 (d, 1H, J=7.8, Ar); 8.05-7.96 (m, 3H, Ar); 7.89 (t, 1H, J=7.6, Ar); 7.70 (, 1H, J=8.5, Ar); 7.64 (s; 1H, Ar); 7.38 (s, 2H, Ar); 7.31 (d, 1H, J=7.3, Ar); 7.26 (d, 1H, J=7.2, Ar).

¹³C-NMR: 210.91, 166.92, 156.95, 145.27, 139.76, 139.02, 137.88, 137.69, 136.54, 135.55, 135.36, 135.17, 134.72, 132.21, 131.50, 131.31, 130.07, 129.94, 129.63, 129.13, 128.65, 127.69, 126.39, 126.05, 125.96, 125.45, 124.64, 124.02, 123.94, 121.29, 109.47.

Conclusion

A number of compounds with potentially high biological activity were obtained as a result of simple synthesis using commercial available and cheap reagents.

Acknowledgments

The authors of the paper are grateful for research funding offered by the National Research and Development Agency of Moldova (ANCD) under the project number 19.80012.80.07A.

References

- Macaev F., Geronikaki A., Sucman N. Recent application of isatins in synthesis of functionalized spirocyclicoxindoles. Chapter in „Targets in heterocyclic systems. Chemistry and Properties”. Ed. O. A. Attanasi and D. Spinelli. Italian Chemical Society, 2011, nr 15, 294-326.
- Millemaggi A., Taylor R.J.K. 3-Alkenyl-oxindoles: natural products, pharmaceuticals, and recent synthetic advances in tandem/telescoped approaches. Eur. J. Org. Chem. 2010, 24, 4527-4547.
- Hansch C., Sammes P., Taylor J. Comprehensive Medicinal Chemistry. Oxford: Pergamon, 1990. vol. 6. 756 p.
- Radul O., Junghietu G., Rehter M. Buhaniuk S.A simple way to obtain 1-substituted isatins. Chem. Heterocycl. Comp. 1983, 3, 353-355.
- Sucman N., Radul O., Pogrebnoi S., Viher V., Gdaniec M., Simonov Iu., Macaev F. The synthesis and the structure of the 1-ethyl-3-(2-oxo-2-phenyletyliden)-2-indolinone, the product of the [2+4]-cycloaddition. All-Russian conference with international participation “Chemistry and Medicine”. 2010. Ufa: Russian Academy of Sciences. p. 317.
- Macaev F., Ribkovskaia Z., Pogrebnoi S., Boldescu V., Rusu G., Shvets N., Dimoglo A., Geronikaki A., Reynolds R. The structure-antituberculosis activity relationships study in a series of 5-aryl-2-thio-1,3,4-oxadiazole derivatives. Bioorganic and Medicinal Chemistry. 2011, 19, 6792-6807.
- Macaev F., Rusu G., Pogrebnoi S., Gudima A., Stingaci E., Vlad L., Shvets N., Kandemirli F., Dimoglo A., Reynolds R. Synthesis of Novel 5-Aryl-2-thio-1,3,4-Oxadiazoles and its Structure-Antimycobacterial Activity study. Bioorganic and Medicinal Chemistry. 2005, 13, 4842-4850.
- Geronikaki A., Babaev E., Dearden J., Dehaen W., Filimonov D., Galaeva I., Krajneva V., Lagunin A., Macaev F., Molodavkin G., Poroikov V., Pogrebnoi S., Saloutin V., Stepanchikova A., Stingaci E., Tkach N., Vlad L., Voronina T. Design, synthesis, computational and biological evaluation of new anxiolytics. Bioorganic and Medicinal Chemistry. 2004, 12, 6559-6568.
- Geronikaki A., Dearden J., Filimonov D., Galaeva I., Garibova T., Glorizova T., Krajneva V., Lagunin A., Macaev F., Molodavkin G., Poroikov V., Pogrebnoi S., Shepeli F., Voronina T., Tsitlakidou M., Vlad L. Design of new cognition enhancers: from computer prediction to synthesis and biological evaluation. J. Med. Chem. 2004, 47, 2870-2876.
- Macaev F., Radul O., Shterbet I., Pogrebnoi S., Sucman N., Malinovskii S., Barba A., Gdaniec M. Synthesis and structure of new oxindoles. Chem. Heterocycl. Comp., 2007, 43(3), 298-305.

Litter Materials in Poultry Industry

Nezih Okur¹, Sabri Arda Eratalar¹

¹Bolu Abant İzzet Baysal University Agriculture and Nature Science Faculty, Bolu, Turkey

*Corresponding author: nezihokur@ibu.edu.tr

Abstract

Poultry sector or in other words the poultry meat sector, is also developing rapidly in Turkey. With this development, the positive and negative environmental impacts of the wastes, which are produced during production in the sector and evaluated as by-products, have started to attract more attention day by day. Due to the high amount of production, the economic value, the high mineral content and the high cost of alternative implementation, litter materials, which are considered as waste by some circles, should not be harmful to the environment and should be reintroduced into economy or production. This issue is even more important in terms of tourism of the country. It is thought that developments that will please all parties by working in close cooperation supported by all stakeholders and public in the sector, especially official organisations, private sector and universities would solve the issue soon.

Keywords: Poultry, poultry meat, litter material

Introduction

Poultry farming, especially broiler growing and broiler meat production, in the livestock sector to be more suitable for growing more animals in the small area due to superiority has become more and more advanced and has become an industry. The annual turnover of the broiler industry exceeds approximately \$ 6 billion (Anonymous, 2011; Koca, 2015).

Litter material is one of the most important inputs used in broiler industry. Very large amounts of litter are used in almost all broiler houses. In order to give an idea about the amount and cost of the litter, Bolu region can be sampled at 10 million broiler / year broiler growed. In this region, mostly pine shavings and alternatively rice hulls preferred as litter material and generally these materials are used for one period. In this region, approximately 291000 ton of litter material was used in 2018 and the cost is around yaklaşık\$29.638.000 with 18% VAT.

In this article, the materials used, the suitability, the overall cost and the possibilities to reduce it were reviewed.

Litter can be considered as a bed and insulation material that allows the chickens to sit warmly and softly on the chick, and when they grow up, they

are not humid to the place where they sleep. It is a critical material for the development, performance, health and biosecurity of broilers.

The litter is mainly used as an absorbent bed material. The litter material helps to evaporate the moisture and gas from the stool by increasing the ground area of the house, to absorb the moisture, to produce additional heat by fermentation by microorganisms, to make the place more effective to be wetted due to water and various factors, to the insulation of moisture from the ground, to the cold ground between the chick and the ground. Litter is important to reduce the direct contact between the chicken and the manure (nitrogen), as well as to reduce the dust in the house.

Ideal litter material should be healthy, healthy on the chickens, highly absorbent, light weight, remain loose and not stick, not too dry or too moist, low ammonia level, and uniform particle size (2 - 4 cm), fast to dry, easy to obtain, reasonable in price and in vegetable production after combining feces be used as fertilizer.

Litter Materials and Features

Due to the increasing demand in broiler breeding, expanding poultry industry and competition in other markets, the availability of suitable litter is increasingly difficult. However, many materials can be used as alternative litter

material. The type of litter material to be used depends on its easy availability, physical suitability and cost. Different forest and agricultural industry by-products and some used materials can be used as litter. The most commonly used litter materials are wood (planer) shavings, paddy peel, straw, peat, fine sand, milled or cut newspaper (Table 1).

As safe and economical litter material becomes increasingly difficult to obtain, it is becoming increasingly difficult and important to provide the most suitable litter conditions in terms of maintaining the healthy and quality development of poultry, together with the house management.

Table 1. Advantages and disadvantages of different litter materials¹.

Tablo 1. Değişik altlık malzemelerinin avantaj ve dezavantajları¹.

Pine shavings and sawdust¹	It is a very preferred litter material but its quantity is small and expensive.
Hardwood shaving and sawdust¹	Mostly moisture is high and if it is not stored well before use, there is a dangerous level of mold growth.
Pine or hardwood chips¹	It can be used successfully, but if an environment is created where it can absorb moisture, it can increase the breast blisters.
Rice hulls¹	It is a suitable litter material, but small chicks can try to eat and the price is increasing in recent years.
Peanut hulls¹	Peanut is a litter material which is very cheap in production areas. It can form pellets or layers, but this can be prevented by taking necessary precautions. Some problems with pesticides have been reported in the past.
Sugarcane¹	The first few weeks are prone to agglomeration but can be used effectively when taken care of.
Crushed corn cobs¹	It is difficult to supply because of its limited production and it can increase the breast blisters if an environment is created where it can absorb moisture as pine or hardwood chips
Chopped straw, hay or corn leaves¹	It is prone to agglomeration; its predisposition to mold growth is a disadvantage. The level of hygiene and water retention capacity can be increased by pelleted.
Processed or chopped paper¹	Humidity control is difficult and large parts can increase the ball overflow.
Washed sand²	Especially when it is new it is damp and heavy, so it is expensive to transport and needs to be laid before use.
Corn by-products³	It has been reported that the results are close to the wood when used alone or with the sawdust.
Peat moss	Price and personalities are available when available. ⁴
Dried rument contents³	It was seen that the desired results could not be achieved in terms of feed conversion ratio, live weight gain and foot problems under temperature stress.

(¹Lacy, 1991)., ²Bilgili et al., 2004, ³Anonymous, 2004 c, ⁴Anonymous, 2018).

It is not recommended to use hard wood shavings as the moisture absorption is very low. In addition, hard splinters can easily damage the skin and gizzard, and can be applied in chemical process besides high tannin content.

Rice hulls are also not very safe as litter material. Poultry can sometimes eat a large amount of rice hulls and this may cause obstruction in the digestive tract. The dust in rice hulls can be very high and may include fungal

spores, which can lead to aspergillosis and eye irritation. Rice hulls that are not very good moisture absorbers can be used if they are low in cost.

When sand is considered as litter material, it has disadvantages such as its transportation costs due to its weight, its high humidity while it is new and the need to dry it in a clean and airy place before use. However, it has advantages such as large surface area, porous structure suitable for humidity control, easy adjustment of its level, durability and use in soil improvement.

In the United States, University of Alabama has recently investigated the use of fine sand in commercial broilers as litter material. It has been reported that broiler chickens grown in sand have similar field performance with those grown in sawdust. In comparison with the houses used in sawdust, it was stated that less dust, lower bacterial density, less parasite, less clumping and more controlled temperature (cold in summer, warm in winter) are provided in the coats using sand. It is stated that chickens grown in sand have better status in terms of foot pads. It is also possible to re-use the used sand for agricultural purposes and the researches on this subject are continuing (Bilgili et al., 2004).

In a study conducted in Iran, the effect of the use of corn by-products consisting of sawdust, chopped corn stalk and residues on silage preparation process on the live weight, feed conversion ratio, nitrogen levels and foot pad were investigated. It has been reported that the litter type significantly affects live weights, feed conversion ratio and nitrogen levels. Good results have been achieved when corn by-products are used, both with and without pine sawdust (Khosravinia and Azarfar, 2004).

Litter Quality and Management

The quality of the litter material in broiler houses is usually a subject that is not focused on. Broiler growers are more interested in chick quality, feed and water and are less concerned with the litter. In terms of efficient broiler production, litter management is an important issue as far as ventilation, lighting, feeding, water quality and health.

Today's modern broiler lines have great potential for live weight gain and feed conversion. However, broiler chickens cannot reach this potential when the most suitable conditions are not reached. The provision of suitable conditions in the growing environment also depends on the quality of the litter and the quality of the litter is mainly affected by many factors such as the amount of feces and moisture from birds (Lacy, 1991). The moisture and quality of the litter material are determined to many factors such as birds' age, live weight, the stocking density, litter type and house equipment, that can be changed daily, some of which can be controlled, but some are unlikely to interfere.

For example, nutrition, which is a subject that growers can control at a low level, is a factor that can affect the litter quality. It has been reported

that the levels of essential nutrients in feed, such as salt, are not within the desired limits, and that for example the high levels of them can cause excess feed and water consumption and resulting in the moist litter. Some drugs may cause excessive water consumption and defecation. Breeders have a low level of influence on litter management and have the means to control the litter moisture to maintain good litter quality only in order to raise a healthy, productive and profitable growing.

It is very important to store the litter material in a dry area before use. When the litter moisture falls below 20% and below, the dust level increases and air quality problems arise. When the moisture level exceeds 40%, the litter starts to moisten and clumps. It is applied as a practical method to test the accuracy of moisture content of the litter. When a handful is latched and released, small litter lumps adhered to the small particles are seen. When the litter is excessively moist, these lumps are tight, and if litter are too dry, the lumps will not form at all.

In order to good litter management, with sufficient experience, the rules of temperature and ventilation must be well known and applied. Proper ventilation, water management, diarrhea and the use of anti-diarrhea medication, mixig of moist and lumpy substrates, dehumidifier treatment is required for the good litter management. Excessive moisture in the litter can be prevented or controlled to a certain extent, taking care to ensure that the clean and good quality drinking water and nutrition that no excess salt or protein. Particularly wet or clumped areas around the drinkers and feeders often need to be replaced with fresh, not too dry or moist litter material. Very dry or agglomerated sections should be mixed or dispersed without forming excess dust or ammonia. In order to prevent leakage in terms of water management, the pressure of water line and flow rate in the drinkers should be checked frequently and adjusted if necessary. If necessary, changing the location of the bell drinkers also helps to keep the litter dry. In particular, the litter around feeders and drinkers should be checked more frequently.

The moist litter can increase the coccidiosis problem by providing an ideal environment for the oocytes to form spores. Very high litter moisture increases potential meat quality issues such as breast blisters and health problems like foot pad dermatitis, leg problems, coccidiosis, proliferation of flies and high ammonia produced

by the breakdown of uric acid by bacteria in the litter causing lung problems.

Today, one of the most important issues in broiler production is ammonia level in the house. The formation of ammonia in the houses is caused by the breakdown of the nitrogenous compounds in the litter, mainly uric acid, as a result of microbial activity. Generally, when a litter control system is not applied, the pH of the litter with the ammonia gas outlet from the litter tends to become more alkaline. Ammonia density tends to increase as the litter pH increases. Depending on the pH level of the free ammonia in the litter, unsaturated form of NH_3 (ammonia) or saturated ammonium ion (NH_4^+) is one of the form. If the free ammonia is converted to ammonium by decreasing litter pH, ammonia gas (NH_3) output can be reduced. When the litter pH is below 7.0, the ammonia output is low, but it can be difficult to change when the pH is above 8.0. Uric acid cleavage occurs most in alkaline ($\text{pH} > 7.0$) conditions.

Many broiler growers know the very important harmful effects of ammonia. However, although ammonia at a level of 20 ppm can normally be felt by humans, breeders (including experts) may lose these sensitivities over time. Levels higher than 20 ppm cause adverse effects on broiler performance and short-term exposure to high levels, as well as prolonged exposure to low levels are also harmful. Ammonia intensities of 50 to 100 ppm cause burns and aging in people's eyes. Broilers are sensitive to ammonia and may experience visual disturbances (keratoconjunctivitis) if they are exposed to high levels of (50-100ppm) ammonia gas for a long time. This is more common in the cold periods when the air inlets are closed and the minimum ventilation is applied. High levels of ammonia, which can cause visual impairment in chickens, naturally affect production, but low levels of 25ppm are also known to suppress growth and cause a negative effect by increasing the feed conversion ratio and low ammonia level is a problem when the litter is too dry.

If the humidity in the poultry house is too low, it can cause to dusty litter and dehydration (loss of water) in birds. In addition, a very dry or dusty litter is known as a factor in the emergence of respiratory problems. Because dust acts as a means of carrying pathogenic bacteria to the birds' respiratory system problems and can cause many breathing problems such as aspergillosis, trachea inflammation by increase condensation on the wall and ceiling of the house. The dryness of the

litter can be controlled or prevented by spraying water to the litter in dry weather, by selecting a better quality litter and using water absorbent litter additives such as MgCl_2 .

In order to ensure that the litter quality is properly maintained until the end of the growing period, environmental conditions such as poultry temperature, ventilation, and water management should be adjusted and maintained in a way to ensure the optimum values and continuity.

If the ventilation system in the broiler house is not effective in removing moisture, a decrease in air temperature or a few days of rainy and humid weather may cause wet litter. If not handled well, drinkers, fogging units and cooling pads in hot periods can also cause wet litter problems.

There are very important issues that need to be taken into account in good litter management. It would be appropriate to increase the minimum ventilation rate to reduce ammonia levels in the first few days, which is the most important period in the life of chickens.

In cold weather, the supply of fresh air into the poultry house will be effective. In poultry houses with a negative pressure system, attention must be paid to the static pressure and, accordingly, to the air velocity in the air inlets. This will help to ensure that the incoming air is quickly drawn onto the broilers and that the condensed air does not fall to the floor, so that it can be drawn in and created a good air mixture.

The blowing or mixing fans in the house can also help to dry the base by moving the warm air near the roof, which can keep more moisture and close the roof.

Drinker systems should be checked frequently for leaks and corrected if necessary.

It is necessary to keep the nipple drinker systems in accordance with the height and pressure.

If it is wet, it is necessary to remove the wet and deteriorated litter, and replace the new unused litter material.

To facilitate removal of moisture when necessary, the house can be heated slightly. This helps to remove unwanted moisture from the house as the air inside it increases as the moisture retention capacity will increase.

Leakage of moisture from the outside to floor should be prevented by a good drainage system around the poultry house.

In case the partition material is used to divide the birds in the house, removal of them, if necessary, in order to ensure that fresh air is accessible to each part of the house, may allow

dilution of free ammonia and the fight against pathogens if necessary.

Reclamation of Litter

Many poultry growers also grow other farming activities as animal breeding, crops, fruit and vegetables cultivation and they need animal manure. Therefore, poultry breeders should pay attention to the quality of litter (hence fertilizer) at every stage of production such as cattle and sheep breeders.

The agricultural soils in Turkey are generally poor in terms of clay textures, high pH, high calcareous, nitrogen, phosphorus and organic substances (about 91.4 %), zinc and iron deficiency (Taban, 2007). According to this, it is understood that the agricultural lands in our country are not as good as they are considered in terms of efficiency. It is known that there are similar deficiencies in the land of many countries in the world.

It is necessary to make fertilizers to be more efficient in agricultural lands, to maintain their yields, and to give nutrients to the soil, which are removed or removed from the soil. This is the best way for the environment and society to use organic fertilizers. However, due to some undesirable effects of chemical fertilizers in the soil, it is necessary to make official regulations that promote the use of organic fertilizers and reduce the use of chemical fertilizers, as in developed countries.

The “used litter” obtained from broiler houses is actually a kind of “semi-finished organic fertilizer”. Because, the used litter is a natural waste of biodegradation process from feed to product and contains generally soluble and readily degradable organic matter and inorganic components. This semi-finished organic fertilizer is a fertilizer which is rich in organic matter content and thus increases the water holding capacity of the soil and provides the soil to be enriched in nutrients such as nitrogen, phosphorus, potassium and sulfur. Therefore, used poultry litter and feces or in other words, poultry manure is considered as semi-finished organic fertilizer by the agriculture and livestock industry, is a valuable nutrient provider and regulator and conditioner for the soil. It is a better and more economical nutrient supplier than commercial fertilizers when properly matured and applied to soil (Kacar and Katkat, 2009).

This semi-finished organic fertilizer is a by-product that can be applied to the soil as organic

fertilizers after composting or actual natural condition (Kacar and Katkat, 2009; Taban, 2007; Yıldız et al., 2017). This by-product can also be used in the production of heat energy by burning or production of electric energy by thermal process such as pyrolysis (Demirulus and Aydın, 1996; Moore et al., 1998; Kelleher et al., 2002).

In some regulations, this semi-finished organic fertilizer, which is called waste, can be considered as hazardous waste and the applications can be realized accordingly. When semi-finished organic fertilizer is considered as hazardous waste, it is still a by-product that is prohibited in the collection, transportation and processing of the general practices in the field and that these processes should be done by special methods. In some countries, there is no direct legislation on the evaluation and use of semi-finished organic fertilizers and is considered out of scope according to regulations such as the control of solid wastes. The studies carried out by related institutions on this subject are continuing in these countries (Anonymous, 2010, Anonymous, 2011).

In addition, the soil structure in the regions that have not been made so far should be determined in more detail by means of the analyzes to be carried out, to what extent the semi-product organic fertilizer and/or organic fertilizer should be taken into the land, and this information should be published by the relevant institutions in a way that everyone can access. It is also necessary to transfer the information published within the framework of compliance to the world and the EU (Anonymous 2004a; Anonymous, 2004b; Anonymous, 2004c).

Conclusion

According to the actual legislations, it is possible to state that the rules and regulations recommended in the houses are somewhat conservative but reliable. Using of poultry manure for agricultural purposes in the fields will continue to be a sensitive issue in the future. Conflicts between the institutions with the joint work to be done by the relevant institutions should be eliminated, temporary and permanent used litter storage and processing locations should be determined and relevant official arrangements should be completed. Thus, the concept of confusion between official institutions and between official institutions and actual practice will be eliminated and a common definition and solution will be found to satisfy all parties.

References

- Anonymous, 2004a. Regulation (EC): 852/2004. The Hygiene of Foodstuffs.
- Anonymous, 2004b. Regulation (EC): 853/2004. Specific Hygiene Rules for Food of Animal Origin.
- Anonymous, 2004c. Regulation (ECE): 854/2004. Specific Rules For The Organisation Of Official Controls On Products Of Animal Origin Intended For Human Consumption.
- Anonymous, 2010. Veterinary Services, Phytosanitary, Food And Feed Law. Law No: 5996. *Official Newspaper, No: 27610, 13 June 2010. Ankara, Turkey.*
- Anonymous, 2011. Regulation on Animal By-Products Not Used for Human Consumption. *Official Newspaper, No: 28152, 24 December 2011. Ankara, Turkey.*
- Anonymous, 2018. Ross Broiler Management Handbook. Aviagen Group. *Alabama, USA.*
- Bilgili, S.F., J.B. Hess, J.P. Blake, R.A. Norton, K.S. Macklin and E.A. Guertal, 2004. "Rearing Broilers on Sand: A Result Demonstration Project" *XII. WPC, İstanbul.*
- Demirulus H. and A. Aydın, 1996. Reducing Environmental Pollution by Processing Poultry Wastes and Waste Materials. *Journal of Ecology and Environment (19):22-26.*
- Kacar B. and V. Katkat, 2009. Fertilizers and Fertilization Techniques (3rd Ed.) *Nobel Publications (1119):17-54.*
- Kelleher B.P., J.J. Leahy, A.M. Henihan, T.F. O'Dwyer, D. Sutton and M.J. Leahy, 2002. Advances in Poultry Litter Disposal Technology – A Review, *Bioresource Technology (83):27–36.*
- Khosravinia H. and Azarfar, 2004. "Evaluation of Corn-based Plant By-products and Dried Rumen Contents as Broiler Litter under Heat Stress Condition". *XII. WPC, İstanbul.*
- Koca S., 2015. BESD-BİR Sector Report: Production, Consumption, Export, Problems, Solutions and Opportunities. *BESD-BİR Publications No: 14. Ankara, Turkey.*
- Lacy, M.P. 1991. Litter Quality and Broiler Performance. *Universtiyof Georgia Coop. Ext. Serv. Pub. No. L426-W.*
- Moore P.A. Jr., T.C. Daniel, A.N. Sharpley and C.W. Wood, 1998. *Poultry Manure Management, Chapter (3):60-75.*
- Taban S., 2007. Importance of Broiler Fertilizers and Their Use in Agricultural Production. Uses of Broiler Fertilizers, Evaluation Methods and Legal Practices. *Poultry R&D Publications (13):17-46, Bolu, Turkey.*
- Yaldiz G., M. Çamlıca, S.A. Eratalar, M. Kulak, 2017. The Effects of Different Kibele Fertilizer Applications on Yield of Sweet Basil (*Ocimum basilicum L.*). *Iğdır Univ. J. Inst. Sci. & Tech. 7(1): 363-370.*



Uluslararası Anadolu Ziraat Mühendisliği Bilimleri Dergisi
-UAZİMDER-
International Journal of Anatolia Agricultural Engineering Sciences
-IJAES-

Dergi web sayfası – *Journal home page*
<http://azimder.org.tr>

Uluslararası Anadolu Ziraat Mühendisliği Bilimleri Dergisi - UAZİMDER -
Yayın İlkeleri

Uluslararası Anadolu Ziraat Mühendisliği Bilimleri Dergisi'nde tarım bilimleri alanında Türkçe, İngilizce ve Rusça makaleler yayınlanır. Özgün nitelikli araştırma sonuçlarını içeren makaleler yanında sınırlı sayıda derleme ve çevirilere de yer verilir. Dergi yılda en az dört kez olmak üzere Şubat, Mayıs, Ağustos, Kasım aylarında online olarak yayınlanır.

Dergiye gönderilen makaleler başka yerde yayınlanmamış ve yayın hakkı devredilmemiş olmalıdır. Çalışmaların bilimsel etik alanındaki her türlü sorumluluğu yazar/larına aittir. Yayın hakkı **Uluslararası Anadolu Ziraat Mühendisliği Bilimleri** dergisine aittir. Yazar/lara telif hakkı ödenmez.

Hazırlanan makale "Makale Gönderme ve Telif Hakkı Devir Sözleşmesi" ile birlikte **Uluslararası Anadolu Ziraat Mühendisliği Bilimleri Dergisi** Yayın Kurulu'na posta ile ya da dergi@azimder.org.tr adresine elektronik olarak gönderilir.

Makaleler Yayın Kurulu tarafından incelenerek iki adet hakeme gönderilir. Hakem önerileri ve yazarın cevap hakkı dikkate alınarak Yayın Kurulu tarafından kabul veya ret kararı alınır. İhtilafli durumlarda Dergi Danışma Kurulu üyelerinin kararı bağlayıcıdır. Gerekli olması durumunda üçüncü bir hakemden görüş alınır. Hakem ya da Yayın Kurulu tarafından önerilen değişiklik ve düzeltmeler sorumlu yazara iletilir. Makale üzerinde bu değişiklik ve düzeltmeler dışında sonradan ekleme ya da çıkarma yapılamaz.

Uluslararası Anadolu Ziraat Mühendisliği Bilimleri Dergisi
Yazım Kuralları

Sayfa düzeni ve yazı karakteri: Makaleler A4 ebadındaki kağıda, her taraftan 2.5 cm boşluk bırakılacak şekilde, 11 punto büyüklüğünde, tek satır aralığı ve Times New Roman karakteri ile Windows uyumlu işlemcide yazılmalıdır. Şekil ve Çizelgeler dahil toplam sayfa sayısının 15'i geçmemesine özen gösterilmelidir. Paragrafların ilk satırı 0.5 cm içeriden başlamalı, paragraflar arası boşluk bırakılmamalıdır. Makale çift sütun halinde düzenlenmelidir. Sütun genişliği 7.75 cm, sütunlar arası boşluklar ise 0.5cm olmalı ve iki yana yaslanmalıdır..

Türkçe makale metni sırasıyla; başlık, yazar isim ve adresleri, özet, anahtar kelimeler,

İngilizce makale metni sırasıyla; Title, Author (s), Address, Abstract, Keywords, Introduction, Material and Method, Result(s), References bölümünden oluşmalıdır.

Rusça dilinde hazırlanmış makalelerin Başlık, Adres, Özet ve Anahtar kelimeler İngilizce verilmelidir.

Makale Başlığı: Makalenin Türkçe ve İngilizce başlığı 12 punto olacak şekilde yazılmalıdır. Kalın, düz ve ilk harfleri büyük olarak sayfanın ortasına hizalanmalı, Türkçe makale başlığından önce 3 satır aralığı ve sonrasında tek satır aralığı olacak şekilde düzenlenecektir. İngilizce makale başlığı özetten sonra tek satır bırakılarak yazılmalıdır.

Yazar isim(ler)i: Başlığın altına bir boşluk bırakılarak yazar(lar)ın isim ve soy isimleri kısaltılmadan yazılmalı, yazar(lar)ın ünvanı ve adresi yazar isimlerinin altında bir boşluk bırakılarak verilmelidir. Yazar isim ve adresleri 10 punto ile yazılmalı, sorumlu yazara ait e-posta adresi bir boşluk verilerek yazar adresinin altına verilmeli, makale başlığı, yazar(lar), adresler iki yana hizalı olmalıdır.

Özet / Abstract: Türkçe özet ve İngilizce abstract, yazar(lar)ın isim ve adresinin altında bir boşluk vererek 200 kelimeyi geçmeyecek şekilde olmalı, tek sütun olarak ve iki yana yaslı, özet başlığı 11 punto ve ortalı, özet metni ise 10 punto ve iki yana yaslı olacak şekilde yazılmalıdır.

Anahtar Kelimeler / Keywords: Anahtar kelimelerden önce özet ile arasında boşluk bırakılmamalıdır. "Anahtar kelimeler" yazısı kalın, düz (italik olmayacak şekilde), ilk harfleri büyük, 10 punto büyüklüğünde yazılmalıdır. Anahtar kelimelerin ilk kelimesinin ilk harfi büyük, diğer kelimelerin tamamı küçük harf olmalı, virgül ve bir boşluk ile birbirinden ayrılmalıdır. Anahtar kelimelerin 7'yi geçmemesine özen



Uluslararası Anadolu Ziraat Mühendisliği Bilimleri Dergisi
-UAZİMDER-
International Journal of Anatolia Agricultural Engineering Sciences
-IJA AES-

Dergi web sayfası – Journal home page
<http://azimder.org.tr>

gösterilmelidir. Anahtar kelimelerin seçiminde Agris–Caris sınıflandırmasından faydalanılması tavsiye edilir.

Metin: Yazı genel olarak 1) Giriş, 2) Materyal ve Metot, 3) Bulgular, 4) Tartışma, 5) Sonuç(lar), 6) Kaynaklar bölümlerinden meydana gelmelidir, 3 ve 4 maddeleri "Bulgular ve Tartışma" başlığı altında tek bölümde incelenebilir. Derleme makaleler, materyal, metot ve bulgular başlıkları dikkate alınmadan diğer kurallara uyumlu olarak yazılır. Makalenin metin bölümünde bulunan başlıkların tamamı iki yana yaslı, 11 punto büyüklüğünde, kalın ve ilk harfleri büyük olmalıdır. Ana başlıklar koyu ve normal olmalı, üstten ve alttan tek satır boşluk bırakılmalı, ikinci derece başlıklar koyu, italik olmalı ve üstten ve alttan tek satır boşluk bırakılmalı, üçüncü derece başlıklar normal, italik olarak yazılmalı ve satır boşluğu bırakılmamalıdır. Paragraflar 0.5 cm içeriden başlamalıdır.

Şekiller ve Çizelgeler: Makalede yer alan şekil, grafik, fotoğraf vb. "şekil"; sayısal değerler ise "çizelge" olarak belirtilmeli ve metin içinde atıfta bulunulmalıdır. Açıklama yazıları şekillerin altında, çizelgelerin üstünde verilmelidir. Açıklamalar Türkçe ve İngilizce olarak yazılmalıdır. Ayrıca çizelge ve şekil içerisinde kullanılan ifadelerin İngilizce karşılıkları da yazılmalıdır. Şekil ve Çizelgeler mümkün olduğu kadar birleştirilerek ve özetlenerek verilmelidir. Ortalamalar arasındaki farklılığın önemi için yapılan test ve seviyesi Çizelge altında verilmelidir. Şekiller baskı tekniğinin gereği olarak Microsoft Office programında düzenlenmelidir. Fotoğraflar baskıya uygun olarak seçilmelidir. Şekil ve Çizelge örnekleri aşağıda verilmiştir. Şekil ve çizelgeler buldukları bölümlerin numaralarına bakılmaksızın şekiller ve çizelgeler kendi aralarında nümerik olarak numaralandırılmalıdır. Şekiller ve çizelgeler yazısı iki yana yaslı, 8 puntodan küçük ve 11 puntodan büyük olmayacak şekilde Time News Roman yazı tipinde düz ve normal olarak yazılmalıdır. Çizelgeler eğer ikinci sütuna taşacak olursa çizelge yazısından önce ve çizelgeden sonra bölüm sonu eklenerek çizelge tek sütun haline getirilmelidir.

Birimler: Makalelerde SI (Systeme International d'Units) ölçü birimleri kullanılacaktır. Ondalık ayrımlarda virgül yerine nokta kullanılmalıdır.

Kaynaklar: Çalışmada faydalanılan kaynaklar yazar/ların soyadı sistemine göre verilmelidir. Yazar isimleri gerek metin içerisinde ve gerekse kaynaklar listesinde baş harfi büyük diğer kısmı küçük harflerle yazılmalıdır. Metin içerisinde kaynaklar belirtilirken araştırmacının ismi ve makalenin yayın yılı cümle içinde veya cümle sonunda verilmelidir. (Örneğin: Ceviz'de randıman üzerine sulama olumlu etki yapar (Şen, 1986). İç meyve ağırlığı yönünden bölgeler arasında fark yoktur (Tekintaş, 2011; Özrenk, 2014). Aşkın ve Kazankaya (2001) yaptıkları çalışmada... gibi). Eserde faydalanılmayan kaynaklar bu bölümde gösterilmez. Kaynakça metni 10 punto, düz ve normal yazılmalıdır. Kaynakça ikinci satıra taşıyorsa ikinci satır 1 cm girinti ile başlamalıdır.

Kaynak verilmesine ait bazı örnekler aşağıda gösterilmiştir.

Kitap:

Brown, A.C., 1975. Apples. In: J. Janick, J. N. Moore (Eds.): Advances in fruit breeding. Prudue University Press, West Lafayette, Indiana, ABD. pp: 3–37.

Özbek, N., 1969. Deneme tekniği (I. Sera denemesi, tekniği ve metotları). A.Ü. Ziraat Fakültesi Yayınları 406. Ankara Üniversitesi Basımevi, Ankara. 346 s.

Çeviri:

Kaşka, N., Yılmaz, M., 1974. Bahçe bitkileri yetiştirme tekniği (Çeviri: "Plant propagation" H.T. Hartman ve D.E. Kester). Çukurova Üniversitesi Ziraat Fakültesi, Yayınları 79. 610 s.

Makale / Bildiri:



Uluslararası Anadolu Ziraat Mühendisliği Bilimleri Dergisi
-UAZİMDER-
International Journal of Anatolia Agricultural Engineering Sciences
-IJAAES-

Dergi web sayfası – *Journal home page*
<http://azimder.org.tr>

Karadeniz, T., Şen, S.M.,1990. Tirebolu ve çevresinde yetiştirilen mahalli armut çeşitlerinin pomolojik ve morfolojik özellikleri üzerinde araştırmalar. Y.Y.Ü.Z.F. Dergisi 1(1):152-165.
Aslantaş, R., Gülyüz, M., 1995. Erzincan'ın Kemaliye İlçesinde Doğal Olarak Yetişen Bademlerin (*Amygdalus communis* L.) Seleksiyon Yoluyla Islahı Üzerinde Bir Araştırma. Türkiye II. Ulusal Bahçe Bitkileri Kongresi, Cilt I:375-379, Adana.

Tez:

Bak, T., 2016. Bazı Fındık Çeşitlerinde Verim İle Fizyolojik ve Morfolojik İlişkiler (Doktora Tezi). Bolu Abant İzzet Baysal Üniversitesi Fen Bilimleri Enstitüsü Bahçe Bitkileri Anabilim Dalı, Bolu, 113s.

Sürelî Yayınlar:

Anonymous, 1951. Soil survey manual hand book. 18. U.S. Gover Prin. Office. Washington, D.C. pp: 340–343.
Anonim, 2000. Tarımsal yapı (üretim, fiyat, değer). T.C. Başbakanlık Devlet İstatistik Enstitüsü, Yayın No:2614, Haziran 2019, Ankara. 598 s.

Elektronik Kaynaklar:

Stiglitz, J.E., 1999. Whither reform? Ten years of the transition. *Annual World Bank Conference on Development Economics, Washington, DC, 28–30 April*, (www.worldbank.org/research/abcde/stiglitz.html), (Erişim: Mayıs 2019).



Uluslararası Anadolu Ziraat Mühendisliği Bilimleri Dergisi
-UAZİMDER-
International Journal of Anatolia Agricultural Engineering Sciences
-IJAAES-

Dergi web sayfası – *Journal home page*
<http://azimder.org.tr>

Uluslararası Anadolu Ziraat Mühendisliği Bilimleri Dergisi
-UAZİMDER-
ISSN (Online)

Dergi web sayfası: <http://azimder.org.tr/dergi>

Adres: Demetlale Mah. Vatan Cd. No:23/4 Yenimahalle – ANKARA

Makale Gönderme ve Telif Hakkı Devir Sözleşmesi

Makale Başlığı	
Yazar/lar	
Eserden sorumlu yazarın bilgileri	
Adı Soyadı	
Adresi	
e-posta	
Telefon/Faks	

Yazar/lar aşağıdaki ifadeleri onayladıklarını belirtirler:

1. Bu makalenin bir kısmı ya da tamamı başka bir yerde yayınlanmamış, yayınlanmak üzere başka bir yere yollanmamıştır,
2. Tüm yazarlar ilgili makaleyi okumuş ve onaylamıştır, dergiye yayınlanmak üzere gönderildiğinden haberdardır,
3. Makale yazar/lar tarafından yazılmış, özgün bir çalışmadır,
4. Makalenin içinde yer alan bilgilerin sorumluluğu yazar/larına aittir,
5. Yazar/lar makalenin telif hakkından feragat ederler,

Bu makalenin telif hakkı **Uluslararası Anadolu Ziraat Mühendisliği Bilimleri Dergisi'ne** devredilmiş olup, **Uluslararası Anadolu Ziraat Mühendisliği Bilimleri Dergisi** Yayın Kurulu makalenin yayınlanabilmesi konusunda yetkili kılınmıştır.

Yukarıdaki konular dışında yazar/ların aşağıdaki hakları ayrıca saklıdır;

- Telif hakkı dışındaki patent vb. bütün tescil edilmiş hakları yazar/lara aittir,
- Yazar/lar makalenin tümünü kitaplarında ve derslerinde, sözlü sunumlarında ve konferanslarda kullanabilirler,
- Makalenin tümü ya da bir bölümünü satış amaçlı olmamak koşulu ile kendi faaliyetleri için çoğaltma hakkına sahiptirler.

Yukarıdaki haklar dışında makalenin çoğaltılması, postalanması ve diğer yollardan dağıtılması, **Uluslararası Anadolu Ziraat Mühendisliği Bilimleri Dergisi** Yetkilisinin ve Yayın Kurulunun izni ile yapılabilir. Makalenin tümü ya da bir kısmından atıf yapılarak yararlanılabilir.

Bu belge tüm yazarlar tarafından imzalanmalıdır, yazarların farklı kuruluşlarda bulunması durumunda imzalar farklı formlarda sunulabilir. İmzalar ıslak imza olmalıdır. Makale bu formla birlikte dergi adresine gönderilmelidir.

Yazar/lar Adı ve Soyadı	Tarih	İmza



Uluslararası Anadolu Ziraat Mühendisliği Bilimleri Dergisi
-UAZİMDER-
International Journal of Anatolia Agricultural Engineering Sciences
-IJAAES-

Dergi web sayfası – *Journal home page*
<http://azimder.org.tr>

--	--	--

Satır sayısı yazar sayısına göre artırılabilir/azaltılabilir.
Makalenin Yayın Kurulunca yayına kabul edilmemesi durumunda bu belge geçersizdir.



Uluslararası Anadolu Ziraat Mühendisliği Bilimleri Dergisi
-UAZİMDER-
International Journal of Anatolia Agricultural Engineering Sciences
-IJAAES-

Dergi web sayfası – *Journal home page*
<http://azimder.org.tr>

**International Journal of Anatolia Agricultural Engineering Sciences - IJAAES-
Publication Principles**

International Journal of Anatolia Agricultural Engineering Sciences journal publishes articles about agriculture sciences in Turkish, English and Russian. In addition to articles containing original quality research results, a limited number of reviews and translations are also included. This journal is published quarterly at, February, May, August and November.

Articles which are sent to this journal needs to be not published before and the publishing rights must be not transferred. Any responsibility for the scientific ethics of the publication belongs to the authors. The right of publication belongs to **International Journal of Anatolia Agricultural Engineering Sciences**. There is no payment for copyright.

The prepared article is sent electronically to **International Journal of Anatolia Agricultural Engineering Sciences** Publishing Board or to dergi@azimder.org.tr together with "Article Submission and Copyright Transfer Contract".

The articles are examined by the Editorial Board and sent to two reviewers. A decision of acceptance or rejection is taken by the Editorial Board considering the reviewer's recommendation and author's right of reply. In case of dispute, the decision of the members of the Journal Advisory Board will be used. If necessary, a third reviewer is consulted. Amendments and corrections proposed by the reviewer or Editorial Board are forwarded to the responsible author. Nothing else cannot be added or subtracted later to the article except these changes and corrections.

International Journal of Anatolia Agricultural Engineering Sciences Article Preparation Rules

Page layout and font: Article should be written in A4 paper, space for all sides were 2.5 cm, 11 punt and Times New Roman font by Windows processor. Article with Figures and Tables should not exceed 15 pages. The first line of paragraphs should start within 0.5 cm from inside, no spaces between paragraphs should be left. The article should be organized in a single column.

The text of the article is; title, author name and address, Turkish abstract, Turkish key words, English title, English abstract, English key words, text, acknowledgment (if necessary), and references.

Article title: Article title should be written in Turkish and English at 12 punt.

Author name(s): Name and surname of the author(s) should be written under the article title after one space. Title and address of the author(s) should be written after one space. Author names and addresses should be written in 10 punt. The email address of the corresponding author should be given below author addresses.

Abstract and Key words: Turkish abstract should be not exceed 200 words and written under the name and address, write key words. Then the English title of the article and the abstract should be given not to exceed 200 words, just below the key words should be written. It is advisable to use the Agris–Caris classification in the selection of keywords. Care must be taken that do not exceed 7 key words.



Uluslararası Anadolu Ziraat Mühendisliği Bilimleri Dergisi
-UAZİMDER-
International Journal of Anatolia Agricultural Engineering Sciences
-IJAES-

Dergi web sayfası – Journal home page
<http://azimder.org.tr>

Text: Generally article should be consist of a) Introduction, b) Material and Method, c) Findings, d) Discussion, e) Result/s and f) References parts. Part c and d can be examined in one part named as "Findings and Discussion". Main titles in the article should be written bold and capital letter, second degree titles should be written bold, italic and small letter, third degree titles should be written as normal text but italic. Main titles are written two space from up and one space from down, second degree titles are written one space from up and down and third degree titles are written without spaces. Paragraphs are started 0.5 cm in side. Text of article:

Introduction: In this part, problem is defined and status of the problem before the study is expressed. Literatures are written only needed and concerned with subject of the article. Aim of the article is written at the end.

Material And Method: Used material and applied method should be explained short and concise format under separate titles.

Findings: Text, figures and tables should be complementing each other in the presentation of findings.

Figures and Tables: Figure, graphic, photo etc. should be named as "figure" and numeric values in chart should be named as "table" in the article. Author should give refer the figures and tables in the text. Captions should be written up side the figures and down side the tables. Captions should be written in Turkish and English. Additionally meaning of the expressions in figures and tables should be written in English. Figures and tables should be given combined and summarized as possible as. Instead of recurrences, mean of recurrences should be written in tables. Variance analysis table which was prepared to determine the differences between the mean values should not be given in the article. Applied test method and significance of the difference level of the mean values should be written under the table. Footnote in tables should be start from the last letter of the alphabet and differences of the mean values should be indicate with letter by starting from first letter of the alphabet. Small letter should be used in both. Because of the publication technique, figures should be prepared in Microsoft Office programs. For publication appropriate photos should be selected. Examples of figure and table are given at below.

Units: SI (Systeme International d'Units) units should be used in the article. Instead of comma, point should be used in decimal number distinctions. Instead of point, space should be used in thousands numbers.

Discussion: Results are investigated and compared with the prior research result and the differences are generalized in this part. Author should be set a contact between the result and the aim which are expressed in Introduction part. Unsolved part of the problem should be discussed under the light of the literature.

Result(s): Obtained findings should be evaluated according to contribution to science/applications and expressed as proposals.

References: Utilized references should be written in order of author last names and enumerated. Author names should be written with small letter in text and references. References should be given after the sentence or before the sentence after the author name with press year within parenthesis. (Example: Irrigation on the efficiency of walnut has a positive effect (Sen, 1986). There are not any differences among the regions according to fruit weights (Teşintaş, 2011; Özrenk, 2014). Aşkın ve Kazankaya (2001) showed that in their study... etc). Only utilized references are given in this part. Review articles are prepared according to this guide but without material and method and findings parts.

Example of reference writings are as follows:

Books:



Uluslararası Anadolu Ziraat Mühendisliği Bilimleri Dergisi
-UAZİMDER-
International Journal of Anatolia Agricultural Engineering Sciences
-IJAAES-

Dergi web sayfası – *Journal home page*
<http://azimder.org.tr>

Brown, A.C., 1975. Apples. In: J. Janick, J.N. Moore (Eds.): *Advances in fruit breeding. Prudue University Press, West Lafayette, Indiana, ABD. pp: 3–37.*

Özbek, N., 1969. Experimental technique (I. Greenhouse experiment, technique and methods). *A.U. Agricultural Faculty Publications 406. Ankara University Printing House, Ankara. 346 p.*

Translates:

Kaşka, N., Yılmaz, M., 1974. Techniques for growing garden plants (Translation: "Plant propagation" by H.T. Hartman and D.E. Kester). *Cukurova University Faculty of Agriculture, Publications 79. 610 p.*

Articles:

Karadeniz, T., Şen, S.M., 1990. Tirebolu ve çevresinde yetiştirilen mahalli armut çeşitlerinin pomolojik ve morfolojik özellikleri üzerinde araştırmalar. *Y.Y.Ü.Z.F. Dergisi 1(1):152-165.*

Aslantaş, R., Güleriyüz, M., 1995. Erzincan'ın Kemaliye İlçesinde Doğal Olarak Yetişen Bademlerin (*Amygdalus communis L.*) Seleksiyon Yoluyla Islahı Üzerinde Bir Araştırma. *Türkiye II. Ulusal Bahçe Bitkileri Kongresi, Cilt I:375-379, Adana.*

Thesis:

Bak, T., 2016. Bazı Fındık Çeşitlerinde Verim İle Fizyolojik ve Morfolojik İlişkiler (PhD Thesis). Bolu Abant İzzet Baysal Üniversitesi Fen Bilimleri Enstitüsü Bahçe Bitkileri Anabilim Dalı, Bolu, 113s.

Periodicals:

Anonymous, 1951. Soil Survey Manual Hand Book. 18. *U.S. Gover Prin. Office. Washington, D.C. pp: 340–343.*

Anonymous, 2000. Agricultural Structure (Production, Price, Value). *Statistics Institute of Turkish Republic Prime Ministry, Publication No: 2614, June 2002, Ankara. 598 p.*

Electronic References:

Stiglitz, J.E., 1999. Whither Reform? Ten Years of the Transition. Annual World Bank Conference on Development Economics, Washington, DC, 28–30 April, (www.worldbank.org/research/abcde/stiglitz. html), (Access: May 2018).



Uluslararası Anadolu Ziraat Mühendisliği Bilimleri Dergisi
-UAZİMDER-
International Journal of Anatolia Agricultural Engineering Sciences
-IJAAES-

Dergi web sayfası – *Journal home page*
<http://azimder.org.tr>

International Journal of Anatolia Agricultural Engineering Sciences
-IJAAES-

ISSN (Online)

Web page of journal <http://azimder.gov.tr/dergi>

e-mail: dergi@azimder.org.tr

Address: Demetlale Mah. Vatan Cd. No:23/4 Yenimahalle – ANKARA

Manuscript Submission and Copyright Release Form

Article title	
Author/s	
Corresponding authors	
Name	
Address	
e-mail	
Telephone/Fax	

Author/s approve the followings

1. This article or part of the article was not published or sent for publication before
2. All the authors read and approved the article and they are notified about sending the article to this journal.
3. This article was genuine and it was written by author/s
4. Responsibilities which were born from article contents belong to author
5. Author/s disclaim the copyright of the article.

Copyright of this article is belong to **International Journal of Anatolia Agricultural Engineering Sciences**

Editorial Board is authorized to publish the article.

Except the copyright which is mentioned above, proprietary rights of the author/s are followed;

- Except the copyright all the rights such as patent are belong to author/s
- Author/s can be use all part of the article in their books, lectures and oral presentations
- All part of the article can be copied by author for their own activities except sales objective.

Except the copyright which mentioned above copying, posting and multiplication by other methods can be done with only permission of authorized person and Editorial Board of **International Journal of Anatolia Agricultural Engineering Sciences** . Article or part of the article can be used with cross-referring.

This form should be signed by all authors. If authors work in different installations, signs may be present in different forms. Signs should be wet. Article should be sent to the journal address with this form.

Names of author/s	Date	Sign

Number of raw can be increased/ decreased according to number of author.

If article is not approved for publication by Editorial Board, this form is invalid.