

CHARACTERISTICS AND STRATEGIC DEVELOPMENT OF PORK SECTOR IN MOLDOVA AND THE EUROPEAN UNION

Grigore BALTAG, Elena BARANOV

The State Agriculture University from Moldova, Chisinau, 42 Mircesti, District Rascani, MD-4224, Chisinau, Republic of Moldova,
E-mail: g.baltag@uasm.md, E-mail: el.baranov@yandex.ru

Corresponding author: el.baranov@yandex.ru

Abstract

The paper is a comparative study of the pig livestock between the Republic of Moldova and the European Union. The paper analyzes the dynamics and the current state of the meat market, especially the market of pig production, calculated indices of attractiveness of the project. The results demonstrate the high competitive sector from the European Union, the reserves increase on the sector from the Republic of Moldova, especially the costs and the price. The conclusions can be considered as recommendations for government institutions responsible for this sector.

Key words: pig livestock, average value, consumption per capita, pig production industry.

INTRODUCTION

Currently, the countries of the world are bred several hundred different breeds of pigs on color as well as the direction of productivity, and they are bred by crossing a number of species, reasonable selection of the best animals, the selection for the desired type and direction of growth of new generations. The greatest influence in the process of formed played a large white breeds formation, and is now widely used by Yorkshire, Landrace, Duroc, Hampshire, specialized in meat production. [3]

Recently, there has been a pronounced tendency to increase the production of pork meat that are in high demand among the population. In addressing the problem of pig meat in the world has a leading role in the meat and pork balance steadily ranks first (36%). [11]

MATERIALS AND METHODS

To analyze the specificity of development of pig meat sector were used official data from the National Bureau of Statistics of the Republic of Moldova, Statistical Abstract of the United States, FAO, FARPI, EUROSTAT. To study these processes have been studied

scientific works of national and international specialists in the field.

During the investigations have used the monographic description of economic performance, comparison results, induction and deduction in drawing conclusions and proposals. The paper used the method of economic monographic studies using elements of deduction, observation, analysis and synthesis.

RESULTS AND DISCUSSIONS

On average, the share of the world total consumption of pork meat on average 36%. The highest proportion in the total consumption of pork meat seen in China - 71% of the EU - 58%, and the Philippines - 57%. This indicator is in the Republic of Moldova is 40%, compared with the average world data on more than 4 percentage points. The recommended rate of meat consumption per capita (biological norm), which is typical for developed countries with high incomes and simply needed to maintain the normal functioning of the human body is considered to be the average value 57 kg / year. In the world of consumption of pork per person per year is 19 kg.

The highest consumption of pork in Hong Kong - about 70 kg / year, Belarus - 42 kg / year in the European Union - about 40 kg / year.

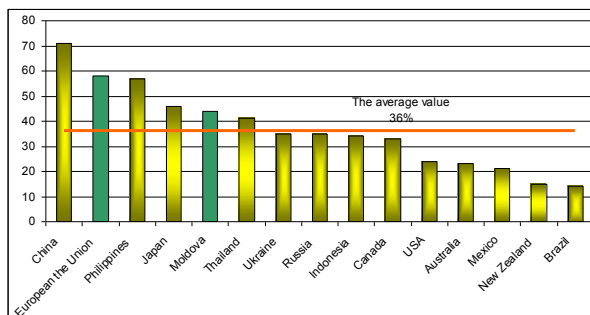


Fig. 1. The proportion of pork in the total consumption of meat, %. Source: [10]; FARPI.

At the level of pork consumption per capita Republic of Moldova lags behind comparable countries, amounting to 15.2 kg / year per capita (the total amount of the total consumption of meat - 28 kg / year per capita, using 2,8 times less meat products than European).

Hours Last 7 years, from 2006 to 2012, the EU pork production declined by 0,15% while reducing the number of pigs is 8,9% - the process is carried out through a more intensive use of animals.

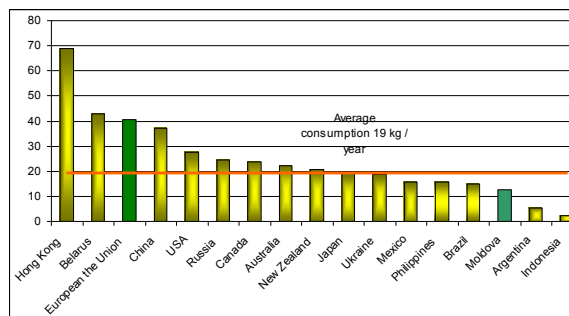


Fig. 2. The consumption of pork per person, kg / year Source: FARPI; [11]; [7]; [9].

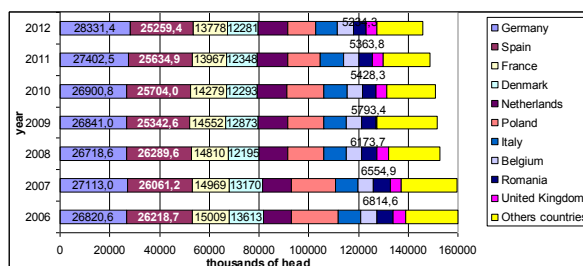


Fig. 3. The number of pigs in the European Union for the period 2006-2012. Source: EUROSTAT.

During the analyzed period is contracting the number of pigs in the European Union with 160046,2 thousand units in 2006 to 145828,6 thousand goals in 2012.

Table 1. The production of pork in the European Union for the period 2006-2012, thousand tons

Country	2006	2007	2008	2009	2010	2011	2012
European Union (27 countries)	21948,470	22819,236	22573,744	21279,458	22009,208	22387,294	21915,649
Germany	4662,221	4985,367	5114,319	5241,355	5443,166	5598,000	5459,000
Spain	3235,241	3439,442	3484,363	3290,571	3368,921	3469,345	3466,324
France	2262,789	2281,239	2276,678	2004,185	2010,326	1998,317	1597,359
Poland	2071,355	2090,618	1888,035	1608,238	1741,425	1810,778	1695,200
Italy	1556,059	1603,279	1606,013	1588,444	1632,715	1570,225	1620,719
Denmark	1748,576	1802,195	1707,400	1583,200	1666,300	1718,400	1603,700
Netherlands	1264,897	1289,935	1317,705	1274,980	1288,274	1347,165	1331,731
Belgium	1006,217	1063,277	1056,169	1082,036	1123,769	1108,255	1109,610
United Kingdom	696,549	738,984	739,602	720,253	772,346	805,679	824,637
Romania	468,100	491,300	455,100	222,070	234,195	263,329	282,094
Others countries	6603,880	6727,497	6655,438	5860,808	6101,911	6078,804	6241,194

Source: [8].

During the 2012 the EU was produced 21915,649 thousand tons of pork, compared with 2006 and 2011 lower by 1,2 percentage points and by 2,1 percentage points. The largest pork producers in the EU are

Germany, Spain, France, Poland, Italy, Denmark, Netherlands, Belgium.

The main trade partners of the Republic of Moldova on the import of pork are mainly: Belgium, Germany and Poland. Also worth noting is that the Republic of Moldova pork

exports mainly to the United Kingdom and Russia.

According to the National Bureau of Statistics of the Republic of Moldova may be noted that as of 01.10.2012 in the Republic of Moldova, the number of pigs on farms of all categories was 439 thousand units, a decrease compared to the previous year by 8,2 percentage points (or 39 thousand units), with the volume of production of 63,9 thousand tons.

Analyzing the cost of 1 ton of pork the manufacturer, it may be noted that the domestic price of pork is slightly higher than the European or worldwide. This is due to increased volumes of products, losses in production, the high cost of feed and increasing import trade.

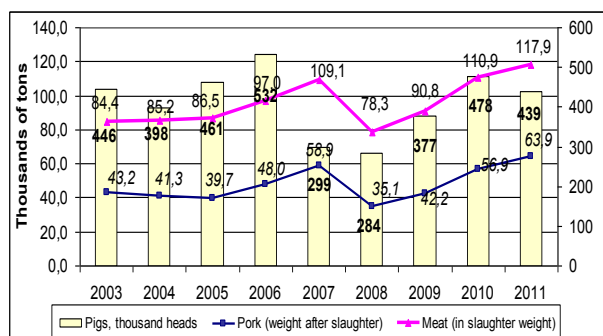


Fig. 4. The number of pigs and pork production in the Republic of Moldova, Source: [10].

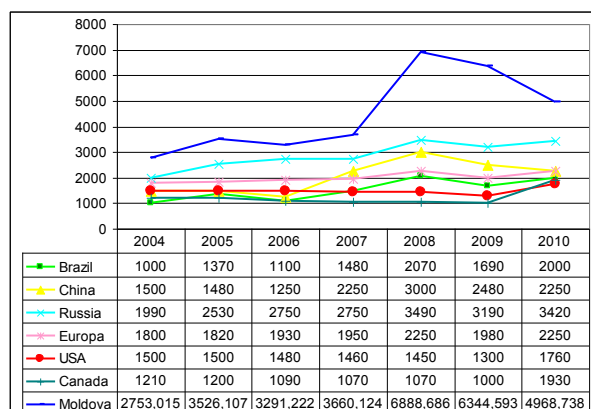


Fig. 5. Changing the the price of pork in the period 2004-2010, U.S.A \$ / ton. Source: [7], [9], [8], [10].

In 2007, restraining the growth of agricultural production on the background of the exhaustion of intervention stocks for the first time in many years has led to a marked reduction of such security, and a sharp rise in

prices on the world market and the meat at the meat market of the EU (30% pork).

Fundamental differences in the technologies of growing pigs between the Republic of Moldova and the European Union do not. With respect to the EU have the same climate, the conditions for the animals and forage base. In Europe, the main diet feeding are cereals (70 percent), the rest - schroth oilseeds, vitamin group. But we have very different amounts of financial resources and fundamentally different rate of return. In Europe, the farmer can raise working capital is two to three times cheaper. And in our country, few businesses can afford to have an operating profit of more than 25 percent. The average loan rate in Moldova is as follows.

Of course, in South America, weather and climatic conditions allow to save on energy resources. In addition, there is a specific food base, based on the use of processed soybean products, corn, and sugar cane bagasse.

For stimulating agricultural producers the EU has powerful scheme. EU budget in 2012 amounted to 150 billion euros. To subsidize farmers spent about 50 billion euros of the EU budget (30%). And before 2000 was spent on subsidies to farmers and does up to 70 percent of the EU budget. Poland since joining the European Union is the largest recipient of European subsidies. In addition, still exist national programs to support agriculture. And the Republic of Moldova is simply not enough of GDP and the state budget revenues.

Pig production industry will continue to be a priority because of the important biological characteristics of animals as high precocity, fertility and feed efficiency per unit of production. [4]

The production of pork is planned to increase in all categories of -130000 to 150000 ton in the Republic of Moldova and the European Union before 83519 thousands tonnes in the number of pigs before 641938 thousand. Half of these volumes of production appropriate to provide primarily through the use of production capacity kept specialized pig farms, increase their capacity on the basis of the reconstruction and modernization of shops and sites. Great

attention will be given to the introduction of resource-saving technologies.

The strategic direction of the industry should be the creation of integrated agro-complexes, with completed cycle - the production of grain and feed, fattening pigs, processing and sale of finished products. This form of integration will alleviate the problem of supply relatively cheap complexes concentrated feeds. [1], [2], [6]

One of the first tasks in the industry is to recover the genetic resources of pigs that will allow for the production of meat in accordance with the current requirements of the market. The main role of this will belong to the public on scientific enterprise selection and hybridization of pigs «Moldsuinhibrid», created in 2003 by Government Decision. Its mission - to preserve the genetic resources of pigs world-class, use them to improve the productivity and breeding qualities of local breeding populations of pigs, as well as to produce, at the same time. [5]

It is necessary to create a complete tribal structure of farms (breeding center, breeding plants, breeding reproducers), which should contribute to the preservation and development of a resource pig.

CONCLUSIONS

From the investigations on the specificity and development strategic of swine meat sector in the Republic of Moldova and the European Union we can conclude the following factors that contribute to the future development of pork production:

- The high level of competitiveness of the primary phase of pork production (competence of the personnel and sufficient number of local and imported piglets for fattening);
- The use of modern technology and health standards at slaughter animals;
- The veterinary agreements with importing countries pork;
- Implementation and continuous improvement of the system to ensure the quality of products from primary production to its sales;

-The creation of economic conditions for the integration of pork producers and meat processing enterprises;

-Cooperation economic agents in order to create a functioning and processing facilities and fodder production.

REFERENCES

- [1]Anthony, R.N., 1965, Planning and Control Systems, Harvard University.
- [2]Bacanu, B., 1997, Strategic management, Teora, Bucharest.
- [3]Ilyin I.V., Smolinsky E.A. and others, 2006, New technology and equipment for the modernization and construction of pig farms and complexes, Moscow, Rosinformagroteh.
- [4]Organizing breeding pigs increased. The State Agriculture University from Moldova methodical instructions.Kishinev, 2001, 56f.
- [5] Program Revitalization and improvement of genetic resources of pigs. Government Decision no. 1095 from 08.09.03, Official Gazette no.200 from 19.09.03.
- [6]Thompson, A.A., Strickland, A. J., 1987, Strategic Management, Homewood, Illinois.
- [7] <http://www.census.gov/compendia/statab/Statistical Abstract of the United State>
- [8]<http://epp.eurostat.ec.europa.eu/portal/page/portal/eurostat/home/>
- [9] <http://www.gks.ru/ROSSTAT>.
- [10]<http://www.statistica.md/> National Bureau of Statistics of the Republic of Moldova.
- [11] <http://faostat.fao.org/> Database of the World Food Organization (FAO).